44° 41' 13" N
11° 20' 17" E

FOR TRADITION
ONE STEP AHEAD

BLADE MOWER | FLAIL MULCHERS

WWW.ORSIGROUP.IT

OUR DISTRIBUTION WORLD WIDE

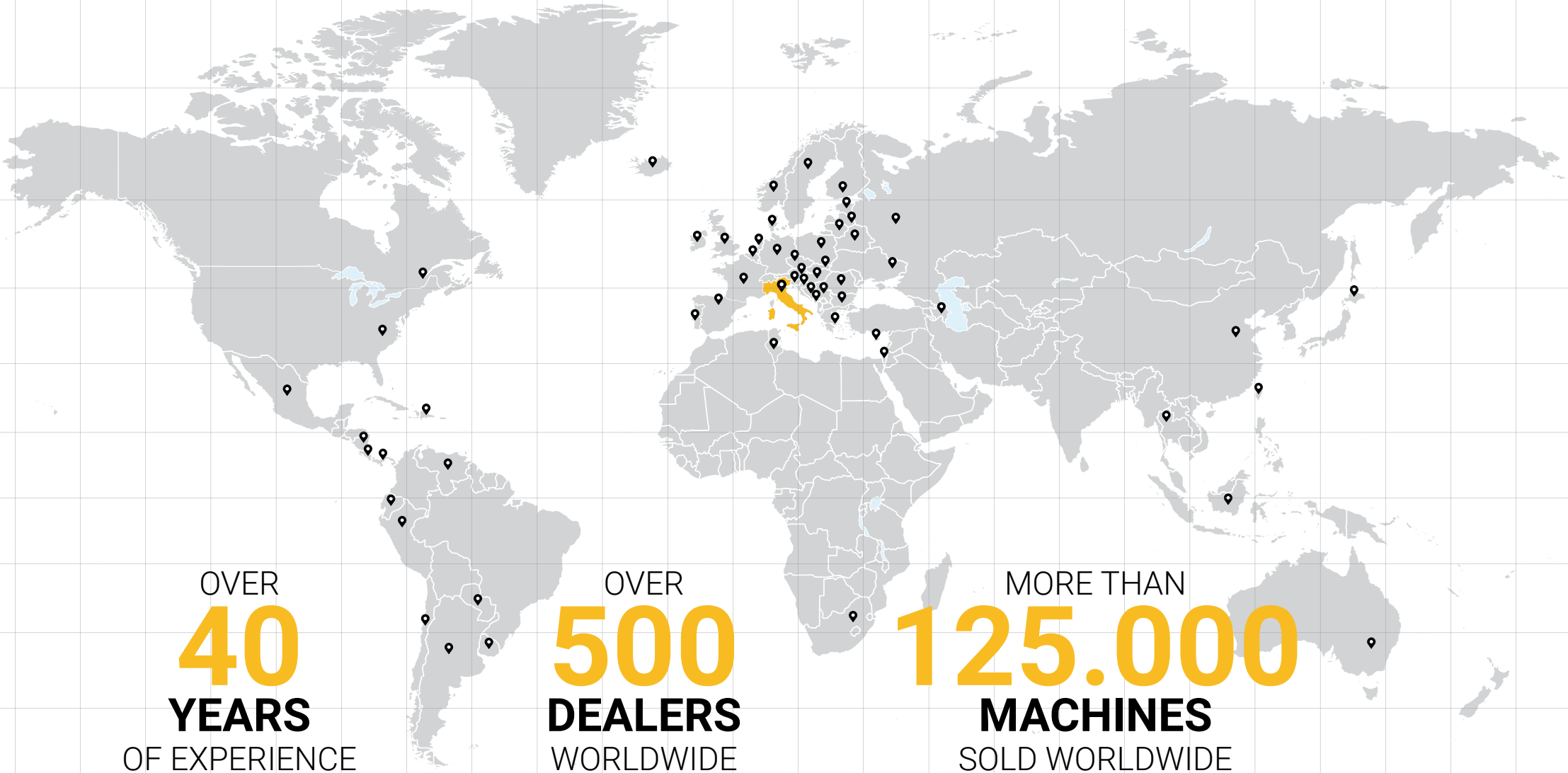

OVER
40
YEARS
OF EXPERIENCE

OVER
500
DEALERS
WORLDWIDE

MORE THAN
125.000
MACHINES
SOLD WORLDWIDE

INDEX

THE ORSI STORY 05
CONSTANT EVOLUTION 06
CERTIFICATIONS 08
ANTICORROSIVE TREATMENT 09
BENEFITS OF MULCHING 10

BLADE MOWER

GARDENING SERIES

CLUB 13
VM 14
VM TELESCOPIC 15
VM TELESCOPIC REVERSE FRONTAL 16
VM TELESCOPIC LP 17

FLAIL MULCHERS

GARDENING SERIES

GARDEN 20

AGRICULTURAL SERIES

OPTIMA 22
WLC 24
EVO PLUS 26
SUPERIOR PLUS 28
DYNAMIC 30
COMFORT 32
TWICE 34
WPG 36

SERIE PROFESSIONAL

NEW KING EXTRA 38
NEW FRUIT EXTRA 40
FRUIT EXTRA REVERSE 42
WPKL 44
NEW WPS 46
NEW WPR 48
WGR 50
PRO 52
EAGLE PLUS 54
MUSCLE 56
MUST 58
WKO 60
MEGA 62
FLAIL-D 64
FLAIL-I 65
BIO CUT-D 66
BIO CUT-I 67
TIK 800 68

WHY ORSI? 70

ORSI Group GENUINE PARTS

USE ORIGINAL ORSI SPARES PARTS AND GUARANTEE A LONG LIFE FOR YOUR MACHINE.

ORSI
Group

THE ORSI STORY

ORSI, THE BRAND THAT MANUFACTURES HIGH-TECH 100% MADE IN ITALY, GRASS CUTTING MACHINES. USING THE CONCEPT OF TRADITION OF THE HISTORY OF ITALIAN MANUFACTURING DESIGN ESPECIALLY IN THE BOLOGNA AREA.

ORSI factories smell of history and tradition, but always thinking about continuous innovation and preserving their identity over time.

From this union was born *in 1979* from the idea of a young Stefano Orsi, the manufacturing of agricultural machinery. A young entrepreneur who immediately focused on building innovative machines for those years whilst trying to understand what the farmers of his beloved " Emilia Romagna " region were asking for".

To realize his idea, Orsi started trying to satisfy the concept of Italianness making his machines with care and devotion. Listening to the advice that came from farmers in the area, who were looking for machines that did not exist at that time, hence the first side mulcher. A machine that owes its creation *in 1982* to ORSI!

In 1989 thanks to the continuous growth of the Brand in the Italian market, ORSI began to export to France first, and then quickly expanded to all other European markets.

Today the brand counts with distributors all over the world, always trying with its own philosophy to satisfy the different needs in each very different market.

The atmosphere inside the two production complexes, Grizzana Morandi and Castello d'Argile, both in the province of Bologna, exude enthusiasm in trying to improve continuously the product, trying to innovate its machines with technological and avant-garde solutions.

Many of the mechanical processes are carried out in the first factory, whilst the headquarters with administration and further manufacturing/assembling are located at the second.

Just think of the new "Frontal" side mulcher machine that was launched on the market *in 2020* to meet the needs of many end-users who today can work in perfect comfort and safety having the machine fitted to the front Linkage / PTO of the tractor, an absolute novelty in the market of mulchers.

A total of around 110 people work between the two production complexes.

The sense of Italianness in ORSI is always found in hearing Stefano Orsi say "for us, made in Italy means that Italians should like machines first".

ORSI company is a 'family' that loves their country and never gives up working with dreams and ambition as in 1979.

CONSTANT EVOLUTION

1982

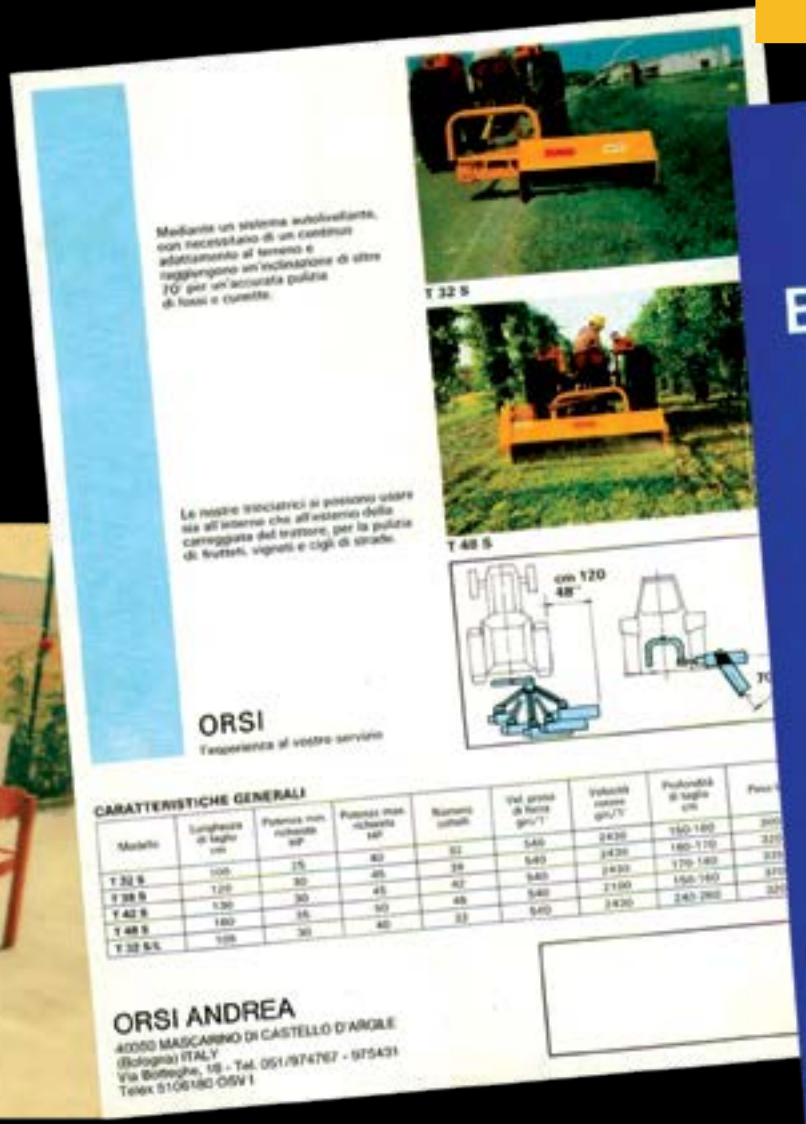

Mediante un sistema autolivellante, non necessitano di un continuo adattamento al terreno e raggiungono un'inclinazione di oltre 70° per un'accurata pulizia di fossi e cunette.

T 32 S

T 48 S

Le nostre trinciatrici si possono usare sia all'esterno che all'interno della carreggiata del trattore, per la pulizia di frutteti, vigneti e ciglì di strade.

cm 120
48"

ORSI
l'esperienza al vostro servizio

CARATTERISTICHE GENERALI

Modello	Lunghezza di taglio cm	Potenza min. richiesta HP	Potenza max. richiesta HP	Numero coltelli	Vel. presa di forza giri/1'	Velocità rotore giri/1'	Profondità di taglio cm	Peso
T 32 S	105	25	40	32	540	2430	150-160	300
T 38 S	120	30	45	38	540	2430	160-170	320
T 42 S	130	30	45	42	540	2430	170-180	330
T 48 S	180	35	50	48	540	2100	150-160	370
T 32 S/L	105	30	40	32	540	2430	240-260	320

ORSI ANDREA
40050 MASCARINO DI CASTELLO D'ARGILE
(Bologna) ITALY
Via Botteghe, 18 - Tel. 051/974767 - 975431
Telex 510518O OSVI

BASTA CON LA FATICA!
RIVOLGITI A ORSI
E RISOLVI MILLE PROBLEMI

T 48 S CON DOPPIO ATTACCO

ORSI HA CREATO PER TE
UNA VASTA GAMMA DI TRINCIATRICI
PER UNO SVARIATO UTILIZZO

TODAY

CERTIFICATIONS

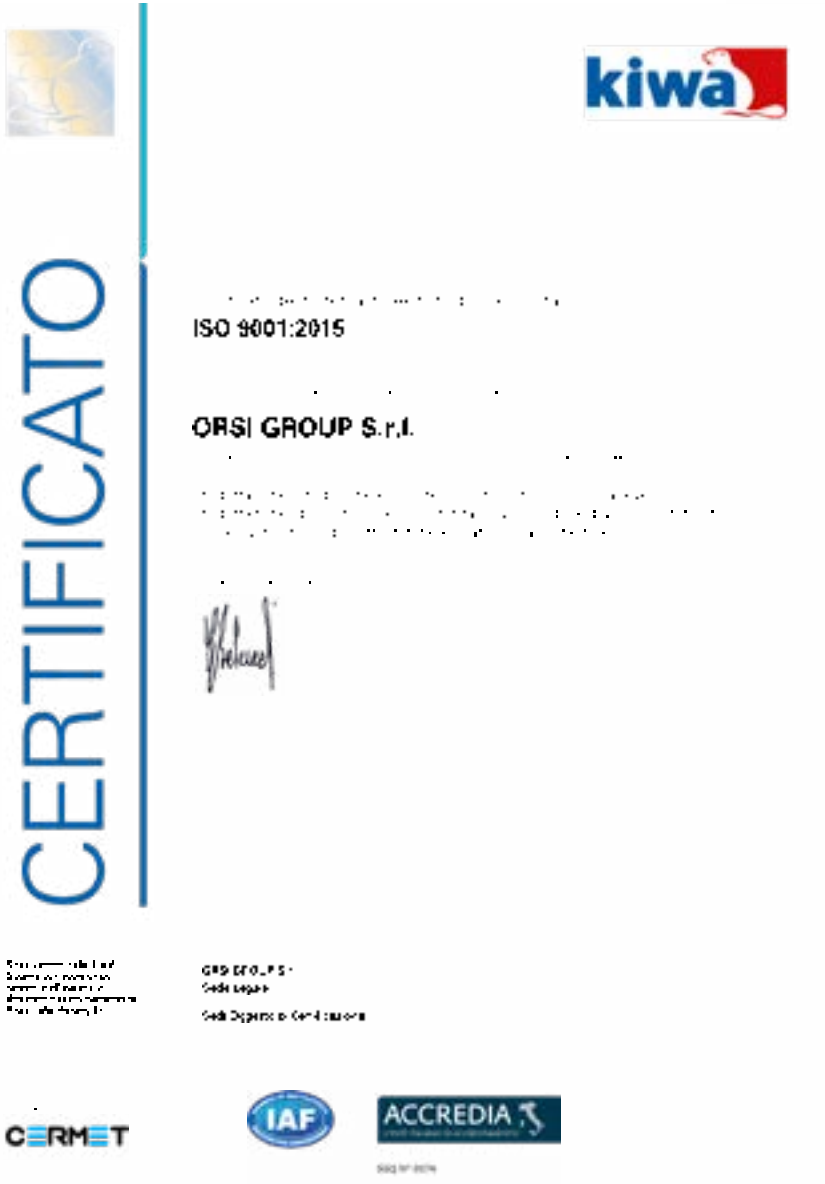

CERTIFICATO

ISO 9001:2015

ORSI GROUP S.r.l.

ANTICORROSIVE TREATMENT

ANTICORROSIVE POWDER TREATMENT

- Shot Blasting SA Ø 2,5
- Primer application in zinc phosphate epoxy powder thickness 60-80 µm
- EXTRA polyurethane finishing powder (UV-resistant) thickness 60-80 µm polymerization at 180° for 20'
- Final dry thickness 120-160
- Orange colour RAL 2011
- Corrosivity class c5-i following DIN55633 and DIN EN ISO 12944-6 norms
- Salt spry resistance 2000h

RAW SHEET

GRITTED SHEET

SHEET COVERED WITH POLYURETHANE ENAMEL

SURFACE COVERED WITH ORANGE RAL 2011

N.B. These cycles are applied on all our equipment.

ANTICORROSIVE LIQUID TREATMENT FOR MECHANICAL AND HYDRAULIC COMPONENTS

HIGH STRENGHT CYCLE

- Shot Blasting sa Ø 2,5
- Epoxy bi-component primer application in zinc CT90
- Expoprimer application CT113 grey 7035
- EXTRA bi-component polyurethane enamel application (UV-resistant)
- Final dry thickness 350-400 µm

STANDARD CYCLE

- Shot Blasting sa Ø 2,5
- Expoprimer application CT113 grey 7035
- EXTRA bi-component polyurethane enamel application (UV-resistant)
- Final dry thickness 180-200 µm

"WHY AN EXCELLENT PAINTING IS IMPORTANT"

BECAUSE IT KEEPS THE PRICE OF THE MACHINE ON THE SECOND-HAND MARKET.

BENEFITS OF MULCHING

Shredding is the cutting up of growth and residues into a fine mulch, leaving the field perfectly clean to allow the following cultivation phases to proceed, the clearing of growth and residue in Orchards, or the clearing of land that has been abandoned for some time.

The activity of a good plant residue control bring the following benefits:

- it reduces the loss of water due to evaporation.
- the surface layers stabilize and prevent their erosion.
- an improvement in soil fertility.
- the phenomenon of runoff in land is reduced, it is very suitable in the hills or in mountain.

For best results you can choose between different machines,depending on the type and size of by-product to be processed.

The mulchers can be used all year round i depending on the type of processing that is required to be done.

The use of mulchers involves numerous advantages the most important is to fight weeds, avoiding the use of herbicides.

the cut grass that remains on the ground brings natural organic substances in to the subsoil.

ORSI

BLADE MOWER

CLUB

GARDENING SERIES

GARDENS AND GREEN AREAS

DIRECTION OF ROTATION OF P.T.O.

18 - 40 HP

CLUB			120	150	180	210
TECHNICAL SPECIFICATIONS						
Working width			120 cm	150 cm	180 cm	210 cm
Machine weight			180-220 kg	210-250 kg	245-280 kg	280-320 kg
		Blades *Max Ø 1,5 cm*	N° 3	N° 3	N° 3	N° 3
N° belts			2	2	2	2
CAT.			I	I	I	I
RPM PTO	540	Rotor revolutions	3250 rpm	2590 rpm	2235 rpm	2000 rpm
	1000		3250 rpm	2590 rpm	2235 rpm	2000 rpm
	2000		3250 rpm	2590 rpm	2235 rpm	2000 rpm
HP max transmission			40 hp	40 hp	40 hp	40 hp
Use			Rear/ Front mounted			

It is mandatory to choose at least one OPTION, "A", "B" or "C" per machine to comply with the CE regulations.

CLUB	120	150	180	210
MACHINE				
3rd Point w/floating brackets	✓	✓	✓	✓
Adjustable cutting height by spacers	✓	✓	✓	✓
Side discharge kit	•	•	•	•
Rear discharge kit	•	•	•	•
Kit mulching	•	•	•	•
3 points hitch (CAT. I)	•	•	•	•
Quick front mounting kit (CAT. 0)	•	•	•	•
3 point front mounting kit and roller	•	•	•	•
Pivot wheels in reinforced gummi	•	•	•	•
Pneumatic wheels d. 260	•	•	•	•
Pneumatic wheels d. 330	-	•	•	•
TRANSMISSION				
Cardan shaft	✓	✓	✓	✓
2 Belts transmission	✓	✓	✓	✓
Belt tensioners	✓	✓	✓	✓
Cardan with freewheel	•	•	•	•
PTO 1000 rpm	•	•	•	•
PTO 2000 rpm	•	•	•	•

VM

AGRICULTURAL SERIES

MEADOWS, VINEYARDS, ORCHARDS

DIRECTION OF ROTATION OF P.T.O.

40 - 80 HP

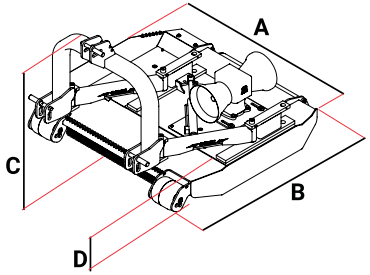

HYDRAULIC SIDE SHIFT

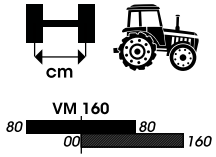

VM	A cm	B cm	C cm	D cm	E cm
160	162	140	90	22	-

VM	160
TECHNICAL SPECIFICATIONS	
Working width	162 cm
Machine weight	325 kg
Knives	N° 2
N° belts	2
CAT.	I
HP max transmission	80 hp
Use	Rear / Front mounted

VM	160
MACHINE	
Fixed knives	✓
Interchangeable roller and wheels with adjustable height from 4 to 7 cm	✓
Grass chute	✓
Protection chains	✓
Unilateral weeding kit with switch 120 lt and 15 lt hand-washing (kg 60)	•
Bilateral weeding kit with double electro-valve 120 lt and 15 lt hand-washing (kg 60)	•
Unilateral weeding kit with switch 200 lt and 15 lt hand-washing (kg 60)	•
Bilateral weeding kit w/double electro-valve 200 lt and 15 lt hand-washing (kg 60)	•
BIO CUT-D *see page 66*	•
BIO CUT-D left hand *see page 66*	•
TRANSMISSION	
Cardan with freewheel	✓
Cardan with freewheel left hand 1000 rpm	•
HYDRAULIC SYSTEM	
Hydraulic side shift	✓

VM TELESCOPIC

AGRICULTURAL SERIES

MEADOWS, VINEYARDS, ORCHARDS

DIRECTION OF ROTATION OF P.T.O.

40 - 100 HP

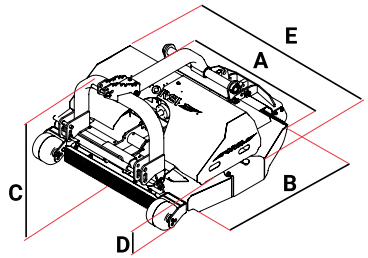

HYDRAULIC SIDE SHIFT

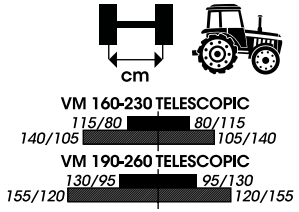

VM TELESCOPIC	A cm	B cm	C cm	D cm	E cm
160-230	163	140	92	24	235
190-260	193	150	92	24	265

VM TELESCOPIC	160-230	190-260
TECHNICAL SPECIFICATIONS		
Working width	165-225 cm MIN-MAX.	190-260 cm MIN-MAX.
Machine weight	700 kg	745 kg
Tools — Knives *Max Ø 2/3 cm*	N° 2 (knife holder) N° 4 (moving knives)	N° 2 (knife holder) N° 4 (moving knives)
Gearbox	✓	✓
CAT.	I	I
RPM PTO 540 — Rotor revolutions	1242 rpm	1242 rpm
HP min-max transmission	40-100 hp	40-100 hp
Use	Rear mounted	

VM TELESCOPIC	160-230	190-260
MACHINE		
Mobile blades	✓	✓
Hydraulic side adjustment of the cutting widht	✓	✓
Interchangeable roller and wheels with adjustable height from 4 to 7 cm	✓	✓
Bilateral discharge	✓	✓
Protection chains	✓	✓
Pair of wheels (instead of the standard roller)	•	•
Lowering kit	•	•
Kit for simultaneous opening of the two discs	•	•
Unilateral weeding kit with switch 120 lt and 15 lt hand-washing (kg 60)	•	•
Bilateral weeding kit with double electro-valve 120 lt and 15 lt hand-washing (kg 60)	•	•
Unilateral weeding kit with switch 200 lt and 15 lt hand-washing (kg 60)	•	•
Bilateral weeding kit w/double electro-valve 200 lt and 15 lt hand-washing (kg 60)	•	•
Electro-hydraulic taster complete with flow divider	•	•
BIO CUT-D *see page 66*	•	•
BIO CUT-D left hand *see page 66*	•	•
TRANSMISSION		
Free wheel and with overload pto shaft	✓	✓
IHYDRAULIC SYSTEM		
Hydraulic side shift	✓	✓

✓ STANDARD EQUIPMENT | • OPTIONAL EQUIPMENT | - NOT AVAILABLE

VM TELESCOPIC
REVERS-FRONTAL
AGRICULTURAL SERIES

MEADOWS, VINEYARDS, ORCHARDS

DIRECTION OF ROTATION OF P.T.O.

40 - 100 HP

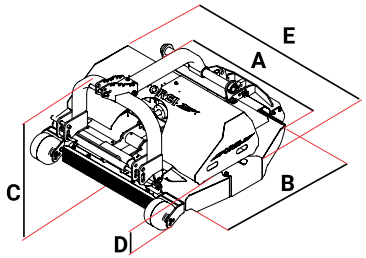

WORKING WIDTH

cm

VM 190-260 TELESCOPIC
130/95 95/130

VM TELESCOPIC REVERS-FRONTAL	A cm	B cm	C cm	D cm	E cm
190-260	193	150	92	24	265

VM TELESCOPIC	190-260 REVERS	190-260 FRONTAL
TECHNICAL SPECIFICATIONS		
Working width	190-260 cm MIN-MAX.	190-260 cm MIN-MAX.
Machine weight	745 kg	745 kg
Tools — Knives *Max Ø 2/3 cm*	N° 2 (knife holder) N° 4 (moving knives)	N° 2 (knife holder) N° 4 (moving knives)
Gearbox	✓	✓
CAT.	I	I
RPM PTO 540 Rotor revolutions	1242 rpm	-
RPM PTO 1000 Rotor revolutions	-	1242 rpm
HP min-max Transmission	40-100 hp	40-100 hp
Use	Rear pushed (reverse drive) / front pushed	Front mounted

VM TELESCOPIC	190-260 REVERS	190-260 FRONTAL
MACHINE		
Mobile blades	✓	✓
Hydraulic side adjustment of the cutting widht	✓	✓
Fixed 3 point hitch	✓	✓
Interchangeable roller and wheels with adjustable height from 4 to 7 cm	✓	✓
Bilateral discharge	✓	✓
3 hitch-point weight support	✓	✓
Protection chains	✓	✓
Wheels for front/reverse drive	•	•
Kit for simultaneous opening of the two discs	•	•
Electro-hydraulic taster complete with flow divider	•	•
TRANSMISSION		
Free wheel and with overload pto shaft	✓	✓

VM TELESCOPIC LP

AGRICULTURAL SERIES

MEADOWS, VINEYARDS, ORCHARDS

DIRECTION OF ROTATION OF P.T.O.

40 - 100 HP

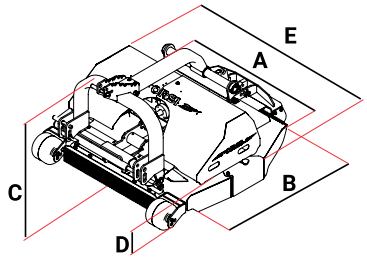

WORKING WIDTH

cm

VM 160-230 TELESCOPIC LP
115/80 *80/115*

VM TELESCOPIC LP	A cm	B cm	C cm	D cm	E cm
160-230	163	140	92	24	235

VM TELESCOPIC LP	160-230
TECHNICAL SPECIFICATIONS	
Working width	165-225 cm MIN-MAX.
Machine weight	700 kg
Tools — Knives *Max Ø 2/3 cm*	N° 2 (knife holder) N° 4 (moving knives)
Trasmission con scatole ad ingranaggi	✓
CAT.	I
RPM PTO 540 — Rotor revolutions	1242 rpm
HP max transmission	40-100 hp
Use	Rear mounted

VM TELESCOPIC LP	160-230
MACHINE	
Mobile blades	✓
Hydraulic side adjustment of the cutting widht	✓
Fix side shift	✓
Interchangeable roller and wheels with adjustable height from 4 to 7 cm	✓
Bilateral discharge	✓
Protection chains	✓
Lowering kit	•
Kit for simultaneous opening of the two discs	•
Electro-hydraulic taster complete with flow divider	•
BIO CUT-D *see page 66*	•
BIO CUT-D left hand *see page 66*	•
TRANSMISSION	
Free wheel and with overload pto shaft	✓

✓ STANDARD EQUIPMENT | • OPTIONAL EQUIPMENT | - NOT AVAILABLE

FLAIL MUCHERS

WHY WE USE HARDOX?

Hardox® 450

The most popular abrasion-resistant steel with excellent structural properties.

Hardox® 450 is an abrasion-resistant steel with a nominal hardness of 450 HBW. Hardox® 450 combines good bendability and weldability with an option for guaranteed impact toughness (Hardox® 450 Tuf).

The products can be used in many different components and structures that are subject to wear. Hardox® 450, with an extra 50 Brinell hardness over our 400 grade, provides better dent and abrasion resistance as well as longer wear life, so you can achieve even greater savings.

WHY WE USE STRENX?

Superior properties

Strenx® steel has extremely consistent properties, ensuring precision and efficiency in the workshop.

If you think all steel is basically the same, Strenx® performance steel will change your thinking. Strong and reliable from surface to core, Strenx® steel features exceptional surface quality as well as impressive thickness and flatness tolerances verified by the Strenx® guarantees. The steel's properties - yield and tensile strength, bending performance, impact toughness - are carefully tested to ensure reliability and consistency in every delivery.

ORSI
FRUIT

GRASS, SMALL BUSHES, LEAVES, MEADOWS, PARKS, GARDENS, SPORTS FIELDS

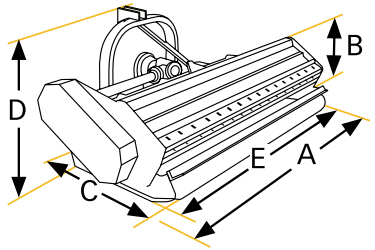

GARDEN	A cm	B cm	C cm	D cm	E cm
105	120	30	61	85	108
130	144	30	61	85	132
150	166	30	61	85	155

GARDEN

GARDENING SERIES

18 - 35 HP

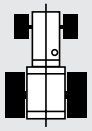

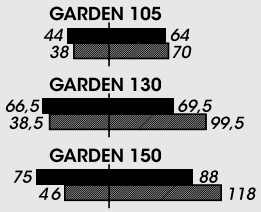

DIRECTION OF ROTATION OF P.T.O.

TO BE SPECIFIED AT TIME OF ORDER THE APPLICATION OF THE MACHINE IF FRONTAL OR REVERSIBLE DRIVE AND IF THE ROTATION DIRECTION OF TRACTOR'S PTO IS DIFFERENT.

STRENGTH POINTS

SELF-CLEANING ROLLER

COUNTER KNIFE
Increased rows of counter knives hold the material in for more complete shredding

FREE WHEEL IN THE GEAR BOX

SWING BEARINGS DOUBLE BALL SLEWING BEARING

GARDEN			105	130	150
TECHNICAL SPECIFICATIONS					
Working width			105 cm	132 cm	155 cm
Machine weight			180 - 200 kg	200 - 220 kg	220 - 240 kg
tools	knives ***standard*** ***max Ø 1,5 cm***		N° 48	N° 64	N° 80
tools	hammers ***optional*** ***max Ø 2,5 cm - Kg 0,2***		N° 24	N° 32	N° 40
rotor Ø	A	A	89 x 8 mm	89 x 8 mm	95 x 10 mm
rotor Ø	B	B	265 mm	265 mm	271 mm
N° belts			2	3	3
CAT.			I	I	I
RPM PTO ***standard***	540	Rotor revolutions / peripheral tool speed	2975 rpm - 41,27 m/sec	2975 rpm - 41,27 m/sec	2975 rpm - 41,27 m/sec
HP max trasmission			35 hp	35 hp	35 hp
Utilization			Rear mounted		

GARDEN	105	130	150
MACHINE			
Monocoque frame th. 3 mm	✓	✓	✓
One bar of counter - knife for fine shredding	✓	✓	✓
Front protections	✓	✓	✓
Self-cleaning rear roller Ø 102 mm	✓	✓	✓
Reflectors	✓	✓	✓
Side Skids	✓	✓	✓
3 POINT HITCH			
Fixed 3 point hitch	✓	✓	✓
TRANSMISSION			
Free wheel in the gear box	✓	✓	✓
Swing bearings double coloumn of balls	✓	✓	✓
Cardan shaft	✓	✓	✓
Hammer set supplied separately	•	•	•

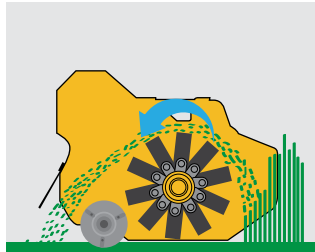

Self-cleaning roller position
unloading of mulched product behind the roller for faster working speed

✓ **STANDARD EQUIPMENT** | • **OPTIONAL EQUIPMENT** | **- NOT AVAILABLE**

GRASS, SMALL BUSHES, LEAVES, MEADOWS, PARKS, GARDENS, SPORTS FIELDS

OPTIMA

AGRICULTURAL SERIES

25 - 40 HP

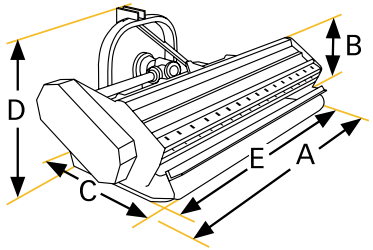

OPTIMA	A cm	B cm	C cm	D cm	E cm
155	168	42	67	77	155
180	194	42	67	77	180

HYDRAULIC SIDE SHIFT

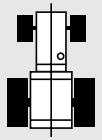

OPTIMA 155

85 69,5
58 96,5

OPTIMA 180

91 89
64 116

DIRECTION OF ROTATION OF P.T.O.

STRENGTH POINTS

ROUNDED FRAME WITH OUTER SIDE BEVELED

SELF-CLEANING ROLLER

SEMI-AUTOMATIC BELTS TENSIONERS

"HELICOCUT" HELICAL ROTOR

FREE WHEEL IN THE GEAR BOX

COUNTER KNIFE
Increased rows of counter knives hold the material in for more complete shredding

OPTIMA			155	180
TECHNICAL SPECIFICATIONS				
Working width			155 cm	180 cm
Machine weight			300 - 315 kg	325 - 340 kg
tools	knives ***optional*** ***max Ø 2 cm***		N° 40	N° 48
tools	hammes ***standard*** ***max Ø 3 cm - Kg 1***		N° 20	N° 24
rotor Ø	A	A	114,3 x 8 mm	127 x 8 mm
rotor Ø	B	B	365 mm	371 mm
N° Belts			3	4
CAT.			I-II	I-II
RPM PTO ***standard***	540	Rotor revolutions / peripheral tool speed	2565 rpm - 49 m/sec	2300 rpm - 44,66 m/sec
HP max transmission			40 hp	40 hp
Utilization			Rear mounted	

OPTIMA	155	180
MACHINE		
Anti-corrosive treatment: shot blasting, zinc phosphate primer and uv-resistant polyurethane finish	✓	✓
Frame with outer side beveled	✓	✓
Front protection flaps	✓	✓
Self-cleaning rear roller Ø 140 mm	✓	✓
One bar of counter - knife for fine shredding	✓	✓
Reflectors	✓	✓
Side Skids	✓	✓
3 POINT HITCH		
Hydraulic side shift CAT. I -II	✓	✓
TRANSMISSION		
Cardan shaft	✓	✓
Free wheel in the gear box	✓	✓
Swing bearings double coloumn of balls	✓	✓
Belt tensioner with third pulley	✓	✓
Knives set supplied separately	•	•

✓ STANDARD EQUIPMENT | • OPTIONAL EQUIPMENT | - NOT AVAILABLE

GRASS, SMALL BUSHES, PRUNINGS
SMALL WOOD, BRAMBLES, FIBROUS PLANTS,
BRUSHWOOD, PARKS, GARDENS, SPORTS FIELDS

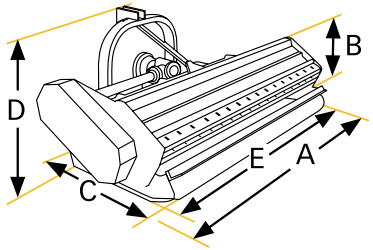

WLC	A cm	B cm	C cm	D cm	E cm
120	136	43	74	78	125
160	173	43	74	78	162
190	203	43	74	78	192

WLC

AGRICULTURAL SERIES

25 - 50 HP

HYDRAULIC SIDE SHIFT

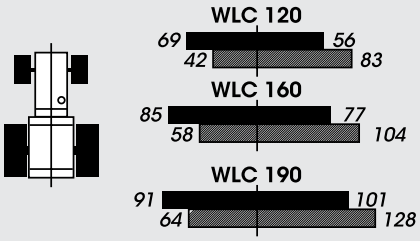

DIRECTION OF ROTATION OF P.T.O.

STRENGTH POINTS

ROUNDED FRAME WITH OUTER SIDE BEVELED

SELF-CLEANING ROLLER

SWING BEARINGS DOUBLE BALL SLEWING BEARING

"HELICOCUT" HELICAL ROTOR

FREE WHEEL IN THE GEAR BOX

COUNTER KNIFE
Increased rows of counter knives hold the material in for more complete shredding

WLC
AGRICULTURAL SERIES

WLC			120	160	190
TECHNICAL SPECIFICATIONS					
Working width			125 cm	162 cm	192 cm
Machine weight			290 - 340 kg	355 - 400 kg	400 - 460 kg
tools	Knives ***max Ø 2 cm***		N° 24	N° 32	N° 40
tools	Hammers ***max Ø 3 cm - Kg 1***		N° 12	N° 16	N° 20
rotor Ø	A	A	114,3 x 8 mm	139,7 x 8 mm	139,7 x 8 mm
rotor Ø	B	B	350 mm	374 mm	374 mm
N° belts			3	3	3
CAT.			I-II	I-II	I-II
RPM PTO ***standard***	540	Rotor revolutions / peripheral tool speed	2280 rpm - 42 m/sec	2280 rpm - 44,62 m/sec	2280 rpm - 44,62 m/sec
HP max trasmission			50 hp	50 hp	50 hp
Utilization			Rear mounted		

WLC	120	160	190
MACHINE			
Monocoque frame th. 4 mm	✓	✓	✓
Frame with outer side beveled	✓	✓	✓
Rear roller Ø 140 mm with 4 taper roller bearings, mud scraper with 2 positions: 1) self-cleaning 2) rear	✓	✓	✓
Toothed static knife	✓	✓	✓
Front protection flaps	✓	✓	✓
Reflectors	✓	✓	✓
Rakes	•	•	•
Side Skid	•	•	•
3 POINT HITCH			
Mechanical side shift movement	✓	✓	✓
Hydraulic side shift CAT. I-II	•	•	•
TRANSMISSION			
Free wheel in the gear box	✓	✓	✓
Swing bearings double coloumn of balls	✓	✓	✓
Cardan shaft	•	•	•
Supplement for rotor with knives	•	•	•

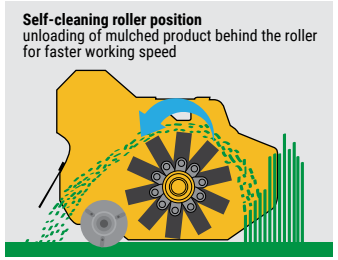

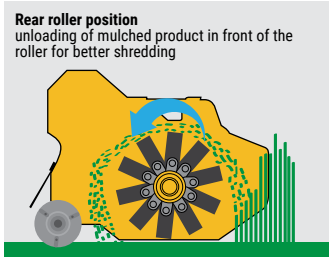

✓ **STANDARD EQUIPMENT** | • **OPTIONAL EQUIPMENT** | **- NOT AVAILABLE**

GRASS, SMALL BUSHES, PRUNINGS
SMALL WOOD, BRAMBLES, FIBROUS PLANTS,
BRUSHWOOD, PARKS, GARDENS, SPORTS FIELDS

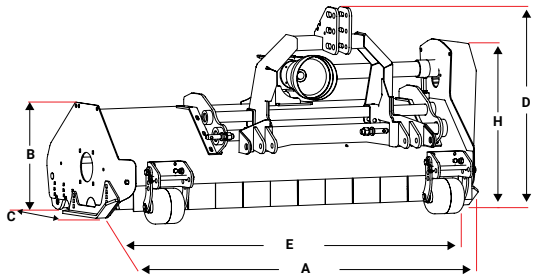

EVO PLUS	A cm	B cm	C cm	D cm	E cm	H cm
135	150	53	102	99	135	78
165	177	53	102	99	162	78
180	197	53	102	99	182	78
200	216	53	102	99	201	78
220	236	54	102	100	221	79
255	268	54	102	100	253	79

EVO PLUS

AGRICULTURAL SERIES

40 - 85 HP

HYDRAULIC SIDE SHIFT



DIRECTION OF ROTATION OF P.T.O.

STRENGTH POINTS

ROUNDED FRAME WITH OUTER SIDE BEVELED

SELF-CLEANING ROLLER

PROFESSIONAL REAR ROLLER Ø 140 mm with 4 taper roller bearings, mud scraper and central body interchangeable with 2 positions: 1) self-cleaning 2) rear ***(Standard)***

ROTOR "VENTILATOR" electronically balanced. Forest type tool holders moulded in boron steel.

FREE WHEEL IN THE GEAR BOX

COUNTER KNIFE Increased rows of counter knives hold the material in for more complete shredding

EVO PLUS
AGRICULTURAL SERIES

EVO PLUS			135	165	180	200	220	255
TECHNICAL SPECIFICATIONS								
Working width			135 cm	162 cm	181 cm	201 cm	221 cm	253cm
Machine weight			430 - 480 kg	460 - 510 kg	480 - 550 kg	500 - 570 kg	520 - 595 kg	545 - 630 kg
tools	Knives ***max Ø 3 cm***		N° 36	N° 36	N° 48	N° 48	N° 48	N° 60
tools	Hammers ***max Ø 4 cm Kg 1,35***		N° 12	N° 12	N° 16	N° 16	N° 16	N° 20
rotor Ø	A	A	159 x 10 mm	159 x 10 mm	159 x 10 mm	159 x 10 mm	178 x 10 mm	178 x 10 mm
rotor Ø	B	B	423 mm	423 mm	423 mm	423 mm	442 mm	442 mm
N° belts			4	4	4	4	5	5
CAT.			I-II	I-II	I-II	I-II	I-II	I-II
RPM PTO ***standard***	540	Rotor revolutions/ peripheral tool speed	2240 rpm 49,61 m/ sec	2240 rpm 49,61 m/ sec	2240 rpm 49,61 m/ sec	2240 rpm 49,61 m/ sec	2052 rpm 47,57 m/ sec	2052 rpm 47,57 m/ sec
HP max transmission			50 hp	50 hp	50 hp	70 hp	70 hp	70 hp
Utilization			Rear mounted					

EVO PLUS		135	165	180	200	220	255
MACHINE							
Frame with outer side beveled		✓	✓	✓	✓	✓	✓
Rear roller Ø 140 mm with 4 taper roller bearings, mud scraper with 2 positions: 1) selfcleaning 2) rear		✓	✓	✓	✓	✓	✓
Toothed static knife		✓	✓	✓	✓	✓	✓
Front protection flaps		✓	✓	✓	✓	✓	✓
Reflectors		✓	✓	✓	✓	✓	✓
Front wheels		•	•	•	•	•	•
Professional rear roller Ø 140 mm with 4 taper roller bearings, mud scraper and central body interchangeable with 2 positions: 1) self-cleaning 2) rear	FACTORY FIT ONLY	•	•	•	•	•	•
	AFTER FIT	•	•	•	•	•	•
Rakes		•	•	•	•	•	•
Protection chains		•	•	•	•	•	•
Side Skids		•	•	•	•	•	•
3 POINT HITCH							
Fixed 3 point hitch		✓	✓	✓	✓	✓	✓
Mechanical side shift movement CAT. I-II		•	•	•	•	•	•
Mechanical side shift movement reinforced CAT. I-II		•	•	•	•	•	•
Hydraulic side shift CAT. I-II		•	•	•	•	•	•
Hydraulic side shift reinforced CAT. I -II		•	•	•	•	•	•
TRANSMISSION							
Free wheel in the gear box		✓	✓	✓	✓	✓	✓
Swing bearings double coloumn of balls		✓	✓	✓	✓	✓	✓
"Ventilator" Rotor		✓	✓	✓	✓	✓	✓
Tool holders - Forestry type		✓	✓	✓	✓	✓	✓
Tool screw in steel Ø 20 mm 12.9		✓	✓	✓	✓	✓	✓
Cardan shaft		•	•	•	•	•	•
Supplement for rotor with knives		•	•	•	•	•	•
ACCESSORIES FOR BETWEEN ROWS/ORCHARDS/TREES							
FLAIL-D see page 64		•	•	•	•	•	•

Self-cleaning roller position
unloading of mulched product behind the roller for faster working speed



Rear roller position
unloading of mulched product in front of the roller for better shredding



Reinforced linkage *(optional)*

✓ **STANDARD EQUIPMENT** | • **OPTIONAL EQUIPMENT** | **- NOT AVAILABLE**

GRASS, SMALL BUSHES, PRUNINGS
SMALL WOOD, VINEYARDS, ORCHARDS,
BETWEEN-ROW DISC, PASTURES,
SET-ASIDE, PARKS, SPORTS FIELDS

SUPERIOR PLUS

AGRICULTURAL SERIES

40 - 95 HP

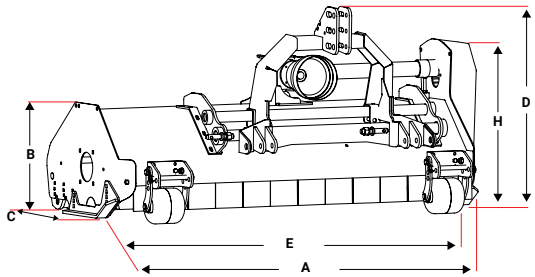

SUPERIOR PLUS	A cm	B cm	C cm	D cm	E cm	H cm
135	150	53	89	99	135	78
165	177	53	89	99	162	78
180	197	53	89	99	182	78
200	216	53	89	99	201	78
220	236	54	88	100	221	79
255	268	54	88	100	253	79

HYDRAULIC SIDE SHIFT



DIRECTION OF ROTATION OF P.T.O.

STRENGTH POINTS

DOUBLE HARDOX SKIN

ROUNDED FRAME WITH OUTER SIDE BEVELED

SELF-CLEANING ROLLER

PROFESSIONAL REAR ROLLER
Ø 140 mm with 4 taper roller bearings, mud scaper and central body interchangeable with 2 positions: 1) self-cleaning 2) rear ***(Optional)***

ROTOR "VENTILATOR"
electronically balanced. Forest type tool holders moulded in boron steel.

FREE WHEEL IN THE GEAR BOX

DOUBLE STATIC KNIFE
Increased rows of counter knives hold the material in for more complete shredding

SUPERIOR PLUS

AGRICULTURAL SERIES

SUPERIOR PLUS			135	165	180	200	220	255
TECHNICAL SPECIFICATIONS								
Larghezza di lavoro			135 cm	162 cm	181 cm	201 cm	221 cm	253cm
Machine weight			455 - 530 kg	480 - 610 kg	500 - 640 kg	520 - 660 kg	540 - 690 kg	565 - 700 kg
tools	Knives ***max Ø 3 cm***		N° 36	N° 36	N° 48	N° 48	N° 48	N° 60
tools	Hammers ***max Ø 5 cm Kg 1,35***		N° 12	N° 12	N° 16	N° 16	N° 16	N° 20
rotor Ø	A	A	159 x 10 mm	159 x 10 mm	159 x 10 mm	159 x 10 mm	178 x 10 mm	178 x 10 mm
rotor Ø	B	B	423 mm	423 mm	423 mm	423 mm	442 mm	442 mm
N° belts			4	4	4	4	5	5
CAT.			I-II	I-II	I-II	I-II	I-II	I-II
RPM PTO ***standard***	540	Rotor revolutions / peripheral tool speed	2240 rpm 49,61 m/sec	2240 rpm 49,61 m/sec	2240 rpm 49,61 m/sec	2240 rpm 49,61 m/sec	2052 rpm 47,57 m/sec	2052 rpm 47,57 m/sec
HP max transmission			50 hp	50 hp	50 hp	70 hp	70 hp	70 hp
Utilization			Rear mounted					

SUPERIOR PLUS		135	165	180	200	220	255
MACHINE							
Frame with outer side beveled		✓	✓	✓	✓	✓	✓
Wear-resistant metal - sheet in Hardox and replaceble		✓	✓	✓	✓	✓	✓
Rear roller Ø 140 mm with 4 taper roller bearings, mud scraper with 2 positions: 1) selfcleaning 2) rear		✓	✓	✓	✓	✓	✓
Double static knife		✓	✓	✓	✓	✓	✓
Front protection flaps		✓	✓	✓	✓	✓	✓
Reflectors		✓	✓	✓	✓	✓	✓
Front wheels		•	•	•	•	•	•
Professional rear roller Ø 140 mm with 4 taper roller bearings, mud scraper and central body interchangeable with 2 positions: 1) self-cleaning 2) rear	FACTORY FIT ONLY	•	•	•	•	•	•
	AFTER FIT	•	•	•	•	•	•
Rakes		•	•	•	•	•	•
Protection chains		•	•	•	•	•	•
Side Skids		•	•	•	•	•	•
3 POINT HITCH							
Fixed 3 point hitch		✓	✓	✓	✓	✓	✓
Mechanical side shift movement CAT. I-II		•	•	•	•	•	•
Mechanical side shift movement reinforced CAT. I-II		•	•	•	•	•	•
Hydraulic side shift CAT. I-II		•	•	•	•	•	•
Hydraulic side shift reinforced CAT. I -II		•	•	•	•	•	•
TRANSMISSION							
Free wheel in the gear box		✓	✓	✓	✓	✓	✓
Swing bearings double coloumn of balls		✓	✓	✓	✓	✓	✓
"Ventilator" Rotor		✓	✓	✓	✓	✓	✓
Tool holders - Forestry type		✓	✓	✓	✓	✓	✓
Tool screw in steel Ø 20 mm 12.9		✓	✓	✓	✓	✓	✓
Cardan shaft		•	•	•	•	•	•
Supplement for rotor with knives		•	•	•	•	•	•
ACCESSORIES FOR BETWEEN ROWS/ORCHARDS/TREES							
FLAIL-D see page 64		•	•	•	•	•	•

✓ **STANDARD EQUIPMENT** | • **OPTIONAL EQUIPMENT** | - **NOT AVAILABLE**

Self-cleaning roller position
unloading of mulched product behind the roller for faster working speed



Rear roller position
unloading of mulched product in front of the roller for better shredding



Reinforced linkage *(optional)*

DYNAMIC

AGRICULTURAL SERIES

45 - 115 HP

GRASS, SMALL BUSHES, PRUNINGS
SMALL WOOD, VINEYARDS, ORCHARDS,
BETWEEN-ROW DISC, PASTURES,
SET-ASIDE, PARKS, SPORTS FIELDS

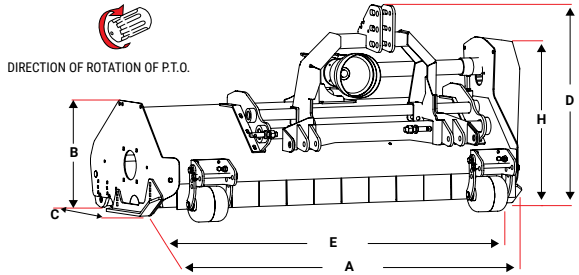

DYNAMIC	A cm	B cm	C cm	D cm	E cm	H cm
135	150	48	96	90	135	80
165	177	48	96	90	162	80
180	196	48	96	90	181	80
200	216	48	96	90	201	80
220	236	48	96	90	221	81
255	268	48	96	90	253	81

HYDRAULIC SIDE SHIFT

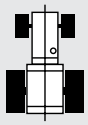

	STANDARD	OPTIONAL CENTRAL GEAR BOX
DYNAMIC 135	69 / 66 / 29 / 106	
DYNAMIC 165	82 / 79 / 29 / 132	104 / 57 / 51 / 110
DYNAMIC 180	82 / 99 / 29 / 152	116 / 65 / 63 / 118
DYNAMIC 200	82 / 119 / 29 / 172	120 / 81 / 67 / 131
DYNAMIC 220	82 / 139 / 29 / 192	135 / 86 / 82 / 139
DYNAMIC 255	100 / 153 / 47 / 206	146 / 107 / 93 / 160

STRENGTH POINTS

DOUBLE HARDOX SKIN

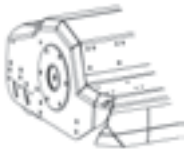

FRAME WITH OUTER SIDE BEVELED

AUTOMATIC BELTS TENSIONERS

DOUBLE FLANGE IN THE ROTOR

PROFESSIONAL REAR ROLLER
Ø 140 mm with 4 taper roller bearings, mud scraper and central body interchangeable with 2 positions: 1) self-cleaning 2) rear

ROTOR "VENTILATOR"
electronically balanced. Forest type tool holders moulded in boron steel.

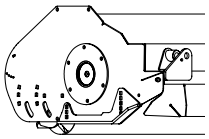

INTERNAL ROTOR BEARINGS

TRIPLE STATIC KNIFE
Increased rows of counter knives hold the material in for more complete shredding

DYNAMIC
AGRICULTURAL SERIES

DYNAMIC			135	165	180	200	220	255
TECHNICAL SPECIFICATIONS								
Working width			135 cm	162 cm	181 cm	210 cm	221 cm	253cm
Machine weight			445 - 530 kg	485 - 580 kg	505 - 650 kg	525 - 680 kg	545 - 700 kg	570 - 760 kg
tools	Knives ***max Ø 3 cm***		N° 36	N° 36	N° 48	N° 48	N° 48	N° 60
tools	Hammers ***max Ø 5/6 cm - Kg 1,35***		N° 12	N° 12	N° 16	N° 16	N° 16	N° 20
rotor Ø	A	A	159 x 10 mm	159 x 10 mm	159 x 10 mm	159 x 10 mm	178 x 10 mm	178 x 10 mm
rotor Ø	B	B	423 mm	423 mm	423 mm	423 mm	442 mm	442 mm
N° belts **quad power**			4	4	4	4	5	5
CAT.			I-II	I-II	I-II	I-II	I-II	I-II
RPM PTO ***standard***	540	Rotor revolutions/ peripheral tool speed	2300 rpm 50,94 m/ sec	2300 rpm 50,94 m/ sec	2300 rpm 50,94 m/ sec	2300 rpm 50,94 m/ sec	2050 rpm 47,44 m/ sec	2050 rpm 47,44 m/ sec
HP max transmission			40 hp	80 hp	80 hp	110 hp	110 hp	110 hp
RPM PTO ***optional***	1000	Rotor revolutions/ peripheral tool speed	2300 rpm/ 50,94 m/ sec	2300 rpm/ 50,94 m/ sec	2300 rpm/ 50,94 m/ sec	2300 rpm/ 50,94 m/ sec	2050 rpm 47,44 m/ sec	2050 rpm 47,44 m/ sec
HP max transmission			55 hp	110 hp	110 hp	110 hp	110 hp	110 hp
Utilization			Rear mounted					

DYNAMIC	135	165	180	200	220	255
MACHINE						
Rounded frame with rounding on the outside	✓	✓	✓	✓	✓	✓
Professional rear roller Ø 140 mm with 4 taper roller bearings, mud scraper and central body interchangeable with 2 positions: 1) self-cleaning 2) rear	✓	✓	✓	✓	✓	✓
Triple static knife	✓	✓	✓	✓	✓	✓
Double Hardox steel frame	✓	✓	✓	✓	✓	✓
Front protection flaps sp. 6 mm	✓	✓	✓	✓	✓	✓
Reflectors	✓	✓	✓	✓	✓	✓
Front wheels	•	•	•	•	•	•
Rakes	•	•	•	•	•	•
3 point hitch lowering kit	•	•	•	•	•	•
Wheels (instead of the roller)	•	•	•	•	•	•
Wheels (after fit)	•	•	•	•	•	•
Protection chains	•	•	•	•	•	•
Side Skids in Hardox	•	•	•	•	•	•
3 POINT HITCH						
Mechanical side shift movement with chromed steel pipes	✓	✓	✓	✓	✓	✓
Hydraulic side shift movement with chromed steel rod	•	•	•	•	•	•
TRANSMISSION						
Free wheel in the gear box	✓	✓	✓	✓	✓	✓
Oscillating bearings with double column of balls	✓	✓	✓	✓	✓	✓
"Ventilator" Rotor	✓	✓	✓	✓	✓	✓
Tool holders - Forestry type	✓	✓	✓	✓	✓	✓
Option for central gearbox	-	✓	✓	✓	✓	✓
Tool screw in steel Ø 20 mm 12.9	✓	✓	✓	✓	✓	✓
Double flange in the rotor	-	-	-	-	✓	✓
Automatic belts tensioner	✓	✓	✓	✓	✓	✓
PTO 1000 RPM	•	•	•	•	•	•
Cardan shaft	•	•	•	•	•	•
Supplement for rotor with knives	•	•	•	•	•	•
Central gearbox	-	•	•	•	•	•
ACCESSORIES FOR BETWEEN ROWS/ORCHARDS/TREES						
FLAIL-D see page 64	•	•	•	•	•	•
FLAIL-I (not with central gearbox) see page 65	•	•	•	•	•	•
BIO CUT-D see page 66	•	•	•	•	•	•
BIO CUT-I see page 67	•	•	•	•	•	•

✓ **STANDARD EQUIPMENT** | • **OPTIONAL EQUIPMENT** | - **NOT AVAILABLE**

Self-cleaning roller position
unloading of mulched product behind the roller for faster working speed



Rear roller position
unloading of mulched product in front of the roller for better shredding



GRASS, SMALL BUSHES, PRUNINGS
SMALL WOOD, VINEYARDS, ORCHARDS,
PASTURES, SET-ASIDE, PARKS, SPORTS FIELDS

COMFORT

AGRICULTURAL SERIES

50 - 115 HP

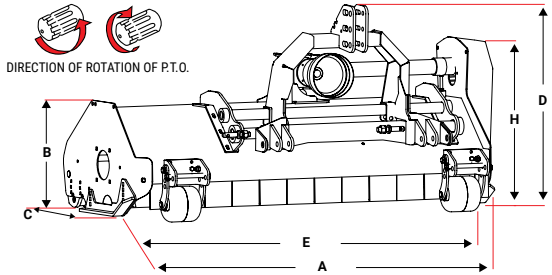

COMFORT	A cm	B cm	C cm	D cm	E cm	H cm
135	150	48	96	90	135	80
165	177	48	96	90	162	80
180	196	48	96	90	181	80
200	216	48	96	90	201	80
220	236	48	96	90	221	81
255	268	48	96	90	253	81

HYDRAULIC SIDE SHIFT

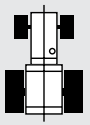

	STANDARD	OPTIONAL CENTRAL GEAR BOX
COMFORT 135	69 / 66 / 29 / 106	
COMFORT 165	82 / 79 / 29 / 132	104 / 57 / 51 / 110
COMFORT 180	82 / 99 / 29 / 152	116 / 65 / 63 / 118
COMFORT 200	82 / 119 / 29 / 172	120 / 81 / 67 / 131
COMFORT 220	82 / 139 / 29 / 192	135 / 86 / 82 / 139
COMFORT 255	100 / 153 / 47 / 206	146 / 107 / 93 / 160

STRENGTH POINTS

DOUBLE HARDOX SKIN

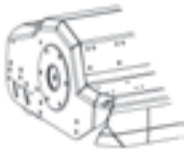

FRAME WITH OUTER SIDE BEVELED

AUTOMATIC BELTS TENSIONERS

DOUBLE FLANGE IN THE ROTOR

PROFESSIONAL REAR ROLLER
Ø 140 mm with 4 taper roller bearings, mud scraper and central body interchangeable with 2 positions: 1) self-cleaning 2) rear

ROTOR "VENTILATOR"
electronically balanced. Forest type tool holders moulded in boron steel

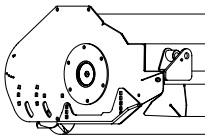

INTERNAL ROTOR BEARINGS

TRIPLE STATIC KNIFE
Increased rows of counter knives hold the material in for more complete shredding

COMFORT
AGRICULTURAL SERIES

COMFORT			135	165	180	200	220	255
TECHNICAL SPECIFICATIONS								
Working width			135 cm	162 cm	181 cm	210 cm	221 cm	253cm
Machine weight			445 - 530 kg	485 - 580 kg	505 - 650 kg	525 - 680 kg	545 - 700 kg	570 - 760 kg
tools	Knives *max Ø 3 cm*		N° 36	N° 36	N° 48	N° 48	N° 48	N° 60
tools	Hammers *max Ø 4/5 cm - Kg 1,35*		N° 12	N° 12	N° 16	N° 16	N° 16	N° 20
rotor Ø		A	159 x 10 mm	159 x 10 mm	159 x 10 mm	159 x 10 mm	178 x 10 mm	178 x 10 mm
rotor Ø		B	423 mm	423 mm	423 mm	423 mm	442 mm	442 mm
N° belts **quad power**			4	4	4	4	4	4
CAT.			I-II	I-II	I-II	I-II	I-II	I-II
RPM PTO *optional*	540	Rotor revolutions/ peripheral tool speed	2300 rpm 50,94 m/sec	2300 rpm 50,94 m/sec	2300 rpm 50,94 m/sec	2300 rpm 50,94 m/sec	2050 rpm 47,44 m/sec	2050 rpm 47,44 m/sec
HP max transmission			40 hp	80 hp	80 hp	80 hp	80 hp	80 hp
RPM PTO *standard*	1000	Rotor revolutions/ peripheral tool speed	2300 rpm/ 50,94 m/sec	2300 rpm/ 50,94 m/sec	2300 rpm/ 50,94 m/sec	2300 rpm/ 50,94 m/sec	2050 rpm 47,44 m/sec	2050 rpm 47,44 m/sec
HP max transmission			55 hp	110 hp	110 hp	110 hp	110 hp	110 hp
Utilization			Rear pushed (* reverse drive) / front pushed					

COMFORT	135	165	180	200	220	255
MACHINE						
Rounded frame with rounding on the outside	✓	✓	✓	✓	✓	✓
Professional rear roller Ø 140 mm with 4 taper roller bearings, mud scraper and central body interchangeable with 2 positions: 1) self-cleaning 2) rear	✓	✓	✓	✓	✓	✓
Triple static knife	✓	✓	✓	✓	✓	✓
Double Hardox steel frame	✓	✓	✓	✓	✓	✓
Front protection flaps sp. 6 mm	✓	✓	✓	✓	✓	✓
Reflectors	✓	✓	✓	✓	✓	✓
Front wheels	•	•	•	•	•	•
Rakes	•	•	•	•	•	•
3 point hitch lowering kit	•	•	•	•	•	•
Protection chains	•	•	•	•	•	•
Side Skids in Hardox	•	•	•	•	•	•
3 POINT HITCH						
Mechanical side shift movement with chromed steel rod	✓	✓	✓	✓	✓	✓
Hydraulic side shift movement with chromed steel rod	•	•	•	•	•	•
TRANSMISSION						
Gearbox with double free - wheel	✓	✓	✓	✓	✓	✓
Oscillating bearings with double column of balls	✓	✓	✓	✓	✓	✓
"Ventilator" Rotor	✓	✓	✓	✓	✓	✓
Tool holders - Forestry type	✓	✓	✓	✓	✓	✓
Option for central gearbox	-	✓	✓	✓	✓	✓
Tool screw in steel Ø 20 mm 12.9	✓	✓	✓	✓	✓	✓
Double flange in the rotor	-	-	-	-	✓	✓
Automatic belts tensioner	✓	✓	✓	✓	✓	✓
PTO 540 RPM	•	•	•	•	•	•
Cardan shaft	•	•	•	•	•	•
Supplement for rotor with knives	•	•	•	•	•	•
Central gearbox	-	•	•	•	•	•

Self-cleaning roller position
unloading of mulched product behind the roller for faster working speed



Rear roller position
unloading of mulched product in front of the roller for better shredding



✓ **STANDARD EQUIPMENT** | • **OPTIONAL EQUIPMENT** | **- NOT AVAILABLE**

GRASS, SMALL BUSHES, LEAVES, PRUNINGS, BRAMBLES, SMALL WOOD, FIBROUS PLANTS, BRUSHWOOD, MEADOWS, GARDENS, PARKS, SPORTS FIELDS

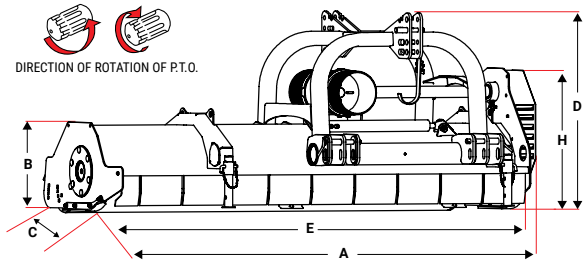

TWICE	A cm	B cm	C cm	D cm	E cm	H cm
135	150	48	96	90	135	80
165	177	48	96	90	162	80
180	196	48	96	90	181	80
200	216	48	96	90	201	80
220	236	48	96	90	221	81
255	268	48	96	90	253	81

TWICE

AGRICULTURAL SERIES

50 - 115 HP

STRENGTH POINTS

DOUBLE HARDOX SKIN

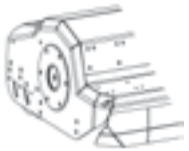

FRAME WITH OUTER SIDE BEVELED

AUTOMATIC BELTS TENSIONERS

ROTORE CON DOPPIA FLANGIA (220-250)

PROFESSIONAL REAR ROLLER
Ø 140 mm with 4 taper roller bearings, mud scraper and central body interchangeable with 2 positions: 1) self-cleaning 2) rear

ROTOR "VENTILATOR"
electronically balanced. Forest type tool holders moulded in boron steel

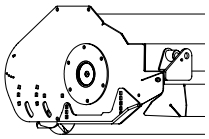

INTERNAL ROTOR BEARINGS

TRIPLE STATIC KNIFE
Increased rows of counter knives hold the material in for more complete shredding

TWICE
AGRICULTURAL SERIES

TWICE			135	165	180	200	220	255
TECHNICAL SPECIFICATIONS								
Working width			135 cm	162 cm	181 cm	210 cm	221 cm	253 cm
Machine weight			460 - 570 kg	500 - 610 kg	520 - 660 kg	540 - 690 kg	585 - 730 kg	610 - 760 kg
tools	Knives ***max Ø 3 cm***		N° 36	N° 36	N° 48	N° 48	N° 60	N° 60
tools	Hammers ***max Ø 4/5 cm - Kg 1,35***		N° 12	N° 12	N° 16	N° 16	N° 20	N° 20
rotor Ø		A	159 x 10 mm	159 x 10 mm	159 x 10 mm	159 x 10 mm	178 x 10 mm	178 x 10 mm
rotor Ø		B	423 mm	423 mm	423 mm	423 mm	442 mm	442 mm
N° belts **quad power**			4	4	4	4	4	4
CAT.			I-II	I-II	I-II	I-II	I-II	I-II
RPM PTO ***optional***	540	Rotor revolutions / peripheral tool speed	2300 rpm 50,94 m/sec	2300 rpm 50,94 m/sec	2300 rpm 50,94 m/sec	2300 rpm 50,94 m/sec	2050 rpm 47,44 m/sec	2050 rpm 47,44 m/sec
HP max transmission			40 hp	80 hp	80 hp	80 hp	80 hp	80 hp
RPM PTO ***standard***	1000	Rotor revolutions / peripheral tool speed	2300 rpm/ 50,94 m/sec	2300 rpm/ 50,94 m/sec	2300 rpm/ 50,94 m/sec	2300 rpm/ 50,94 m/sec	2050 rpm 47,44 m/sec	2050 rpm 47,44 m/sec
HP max transmission			55 hp	110 hp	110 hp	110 hp	110 hp	110 hp
Utilization			Rear mounted / Rear pushed (* reverse drive) / Front pushed					

TWICE	135	165	180	200	220	255
MACHINE						
Rounded frame with rounding on the outside	✓	✓	✓	✓	✓	✓
Professional rear roller Ø 140 mm with 4 taper roller bearings, mud scraper and central	✓	✓	✓	✓	✓	✓
Body interchangeable with 2 positions: 1) self-cleaning 2) rear	✓	✓	✓	✓	✓	✓
Triple static knife	✓	✓	✓	✓	✓	✓
Double Hardox steel frame	✓	✓	✓	✓	✓	✓
Front protection flaps sp. 6 mm	✓	✓	✓	✓	✓	✓
Front wheels	•	•	•	•	•	•
Rakes	•	•	•	•	•	•
3 point hitch lowering kit	•	•	•	•	•	•
Protection chains	•	•	•	•	•	•
Side Skids in Hardox	•	•	•	•	•	•
3 POINT HITCH						
Mechanical side shift movement with chromed steel rod	✓	✓	✓	✓	✓	✓
Hydraulic side shift movement with chromed steel rod (+10 kg)	•	•	•	•	•	•
TRANSMISSION						
Gearbox with double free - wheel	✓	✓	✓	✓	✓	✓
Oscillating bearings with double column of balls	✓	✓	✓	✓	✓	✓
"Ventilator" Rotor	✓	✓	✓	✓	✓	✓
Tool holders - Forestry type	✓	✓	✓	✓	✓	✓
Option for central gearbox	-	✓	✓	✓	✓	✓
Tool screw in steel Ø 20 mm 12.9	✓	✓	✓	✓	✓	✓
Double flange in the rotor	-	-	-	-	✓	✓
Automatic belts tensioner	✓	✓	✓	✓	✓	✓
PTO 540 RPM	•	•	•	•	•	•
Cardan shaft	•	•	•	•	•	•
Supplement for rotor with knives	•	•	•	•	•	•
Central gearbox	-	•	•	•	•	•

Self-cleaning roller position
unloading of mulched product behind the roller for faster working speed



Rear roller position
unloading of mulched product in front of the roller for better shredding



✓ **STANDARD EQUIPMENT** | • **OPTIONAL EQUIPMENT** | **- NOT AVAILABLE**

WPG

AGRICULTURAL SERIES

50 - 95 HP

GRASS, BUSHES SMALL, LEAVES, GRASS MAINTENANCE SMALL WOOD, BRAMBLES, FIBROUS PLANTS, BRUSHWOOD, PARKS, SPORT FIELDS, WIDE GREEN AREAS, SET-ASIDE, PASTURES

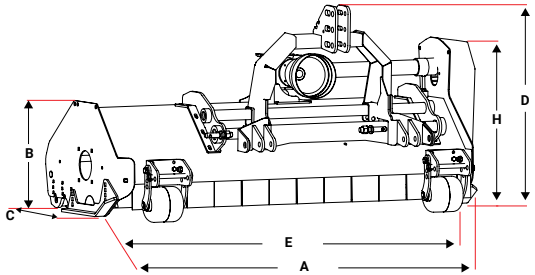

WPG	A cm	B cm	C cm	D cm	E cm	H cm
1600	175	60	133	95	155	57
1800	200	60	133	95	182	57
2000	220	60	133	95	200	57
2300	250	60	133	95	228	57
2500	273	60	133	95	251	57
2800	298	60	133	95	281	57

HYDRAULIC SIDE SHIFT

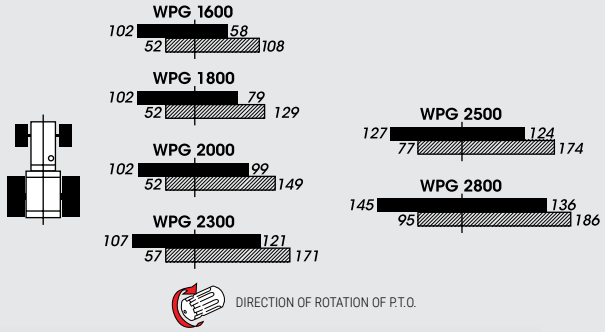

PUNTI DI FORZA

DOUBLE FRAME IN HARDOX + EXTRA COUNTER KNIFE *(optional)*

DOUBLE FLANGE IN THE ROTOR (2300-2500-2800)

PROFESSIONAL REAR ROLLER Ø 195 mm *(optional)*

FREE WHEEL IN THE GEAR BOX

EXTERNAL ROTOR SUPPORT IN PRESSED STEEL
The external rotor support allows the easy dismantling / replacement of the bearings and dust seals

TOOTHED STATIC KNIFE
Increased rows of counter knives hold the material in for more complete shredding

WPG
AGRICULTURAL SERIES

WPG			1600	1800	2000	2300	2500	2800
TECHNICAL SPECIFICATIONS								
Working width			155 cm	182 cm	200 cm	228 cm	251 cm	281 cm
Machine weight			520 - 640 kg	535 - 690 kg	575 - 700 kg	635 - 760 kg	698 - 785 kg	780 - 860 kg
tools	Knives ***max Ø 4cm***		N° 36	N° 48	N° 48	N° 60	N° 60	N° 72
tools	Hammers ***max Ø 8 cm - Kg 1,7***		N° 12	N° 16	N° 16	N° 20	N° 20	N° 24
rotor Ø	A	A	194 x 10 mm	194 x 10 mm	194 x 10 mm	194 x 10 mm	194 x 10 mm	194 x 10 mm
rotor Ø	B	B	454 mm	454 mm	454 mm	454 mm	454 mm	454 mm
N° belts			4	4	4	4	4	4 **Quad Power**
CAT.			I-II	II	II	II	II	II
RPM PTO ***standard***	540	Rotor revolutions / peripheral tool speed	2530 rpm 60.11 m/sec	2530 rpm 60.11 m/sec	2530 rpm 60.11 m/sec	2530 rpm 60.11 m/sec	2140 rpm 51 m/sec	2140 rpm 51 m/sec
HP max transmission			45 hp	45 hp	70 hp	80 hp	85 hp	90 hp
RPM PTO ***optional***	1000	Rotor revolutions / peripheral tool speed	2500 rpm 59.4 m/sec	2500 rpm 59.4 m/sec	2500 rpm 59.4 m/sec	2500 rpm 59.4 m/sec	2120 rpm 50 m/sec	2120 rpm 50 m/sec
HP max transmission			65 hp	65 hp	75 hp	85 hp	90 hp	95 hp
Utilization			Rear mounted					

WPG		1600	1800	2000	2300	2500	2800
MACHINE							
Monocoque frame th. 6mm		✓	✓	✓	✓	✓	✓
Rear roller Ø 194 mm with roller bearings, mud scraper		✓	✓	✓	✓	✓	✓
Toothed static knife		✓	✓	✓	✓	✓	✓
Front protection flaps		✓	✓	✓	✓	✓	✓
Reflectors		✓	✓	✓	✓	✓	✓
Professional rear roller Ø 195 mm with 4 taper roller bearings and central body interchangeable	FACTORY FIT ONLY	•	•	•	•	•	•
	AFTER FIT	•	•	•	•	•	•
Wear plate in hardox steel (double skin) with extra static knife for better shredding		•	•	•	•	•	•
Protection chains		•	•	•	•	•	•
Side Skids		•	•	•	•	•	•
3 POINT HITCH							
Fixed 3 point hitch		✓	✓	✓	✓	✓	✓
Mechanical side shift movement		•	•	•	•	•	•
Hydraulic side shift		•	•	•	•	•	•
TRASMISSION							
Free wheel in the gear box		✓	✓	✓	✓	✓	✓
Oscillating bearings with double column of balls		✓	✓	✓	✓	✓	✓
Tool screw in steel Ø 20 mm 12.9		✓	✓	✓	✓	✓	✓
Double flange in the rotor		-	-	-	✓	✓	✓
PTO 1000 rpm		•	•	•	•	•	•
Cardan shaft		•	•	•	•	•	•
Extra cost for blades mounting		•	•	•	•	•	•

Self-cleaning roller position
unloading of mulched product behind the roller for faster working speed

✓ **STANDARD EQUIPMENT** | • **OPTIONAL EQUIPMENT** | **- NOT AVAILABLE**

GRASS, SMALL BUSHES, LEAVES, FIBROUS PLANTS, GRASS MAINTENANCE AND BIG SIZE WOOD, BETWEEN-ROW DISC

ON DEMAND
3 POINT LINKAGE IN CAST IRON METAL

KING EXTRA

PROFESSIONAL SERIES

50 - 115 HP

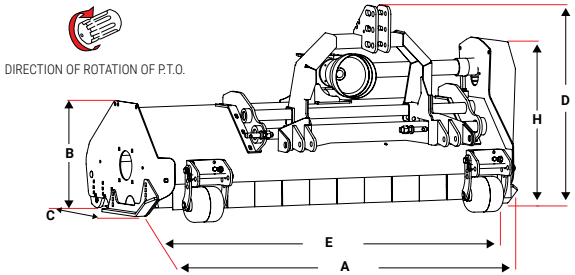

KING EXTRA	A cm	B cm	C cm	D cm	E cm	H cm
160	175	52	98	93	155	77
180	201	52	98	93	181	77
200	221	52	98	93	201	77
230	248	52	98	93	228	77
250	271	52	98	93	251	77
280	301	54	102	95	281	78
300	322	54	111	104	299	78
320	343	54	111	104	320	78

HYDRAULIC SIDE SHIFT

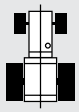

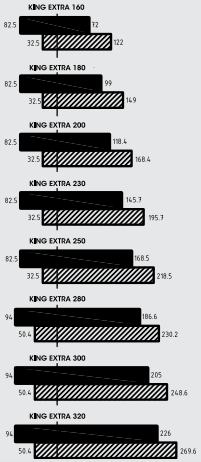

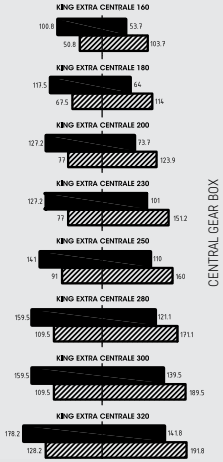

CENTRAL GEAR BOX

STRENGTH POINTS

DOUBLE HARDOX SKIN

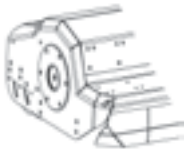

FRAME WITH OUTER SIDE BEVELED

AUTOMATIC BELTS TENSIONERS

DOUBLE FLANGE IN THE ROTOR (230-250-280-300-320)

PROFESSIONAL REAR ROLLER Ø 195 mm with 4 taper roller bearings, mud scraper and central body interchangeable with 2 positions: 1) self-cleaning 2) rear ***(Optional)***

ROTOR "VENTILATOR" electronically balanced. Forest type tool holders moulded in boron steel

SEXTERNAL ROTOR SUPPORT IN PRESSED STEEL
The external rotor support allows the easy dismantling / replacement of the bearings and dust seals

TRIPLE STATIC KNIFE
Increased rows of counter knives hold the material in for more complete shredding

KING EXTRA
PROFESSIONAL SERIES

KING EXTRA			160	180	200	230	250	280	300	320
TECHNICAL SPECIFICATIONS										
Working width			155 cm	181 cm	201 cm	228 cm	251 cm	281 cm	299 cm	320 cm
Machine weight			695 - 790 kg	710 - 850 kg	730 - 870 kg	750 - 895 kg	789 - 939 kg	810 - 980 kg	835 - 1010 kg	965 - 1160 kg
tools	Knives *max Ø 3,5 cm*		N° 36	N° 48	N° 48	N° 60	N° 60	N° 96	N° 96	N° 96
tools	Hammers *max Ø 8/10 cm Kg 2,1*		N° 12	N° 16	N° 16	N° 20	N° 20	N° 32	N° 32	N° 32
rotor Ø	A		194 x 12.5 mm	194 x 12.5 mm	194 x 12.5 mm	194 x 12.5 mm	194 x 12.5 mm	219 x 10 mm	219 x 10 mm	219 x 10 mm
rotor Ø	B		454 mm	454 mm	454 mm	454 mm	454 mm	480 mm	480 mm	480 mm
N° belts **quad power**			4	4	4	4	5	5	5	5
CAT.			I-II	I-II	I-II	I-II	I-II	I-II	I-II	I-II
RPM PTO	540	Rotor revolutions / peripheral tool speed	2530 rpm 60 m/sec	2530 rpm 60 m/sec	2530 rpm 60 m/sec	2530 rpm 60 m/sec	2025 rpm 48 m/sec	1918 rpm 48 m/sec	1800 rpm 45,25 m/sec	1800 rpm 45,25 m/sec
HP max transmission			80 hp	80 hp	80 hp	80 hp	100 hp	110 hp	110 hp	110 hp
Utilization			Rear mounted							

KING EXTRA		160	180	200	230	250	280	300	320
MACHINE									
Double Hardox steel frame		✓	✓	✓	✓	✓	✓	✓	✓
Front protection flaps sp.6 mm		✓	✓	✓	✓	✓	✓	✓	✓
Rounded frame with outer side beveled		✓	✓	✓	✓	✓	✓	✓	✓
Triple static knife		✓	✓	✓	✓	✓	✓	✓	✓
Rear roller Ø 194 mm with 4 taper roller bearings double positions: 1) self-cleaning 2) rear		✓	✓	✓	✓	✓	✓	✓	✓
Reflectors		✓	✓	✓	✓	✓	✓	✓	✓
Removable rear bonnet for inspection		✓	✓	✓	✓	✓	✓	✓	✓
Professional rear roller Ø 195 mm with 4 taper roller bearings, mud scraper and central body interchangeable with 2 positions: 1) selfcleaning 2) rear	FACTORY FIT ONLY	•	•	•	•	•	•	•	•
	AFTER FIT	•	•	•	•	•	•	•	•
Pair of wheels (instead of the standard roller) NO with Flail-D	FACTORY FIT ONLY	•	•	•	•	•	•	•	•
	AFTER FIT	•	•	•	•	•	•	•	•
Front wheels		•	•	•	•	•	•	•	•
Rakes		•	•	•	•	•	•	•	•
Protection chains		•	•	•	•	•	•	•	•
Side Skids in Hardox		•	•	•	•	•	•	•	•
3 POINT HITCH									
Mechanical side shift movement with steel rod		✓	✓	✓	✓	✓	✓	✓	✓
Hydraulic side shift movement with steel rod CAT. II		•	•	•	•	•	•	•	•
Mechanical side shift movement in cast iron with nylon bushings and hardened chromed steel rod CAT. I-II		•	•	•	•	•	•	•	•
TRANSMISSION									
Free wheel in the gear box		✓	✓	✓	✓	✓	✓	✓	✓
Oscillating bearings with double column of balls		✓	✓	✓	✓	✓	✓	✓	✓
"Ventilator" Rotor		✓	✓	✓	✓	✓	✓	✓	✓
Tool holders - Forestry type		✓	✓	✓	✓	✓	✓	✓	✓
Option for Central gear box		✓	✓	✓	✓	✓	✓	✓	✓
Tool screw in steel Ø 20 mm 12.9		✓	✓	✓	✓	✓	✓	✓	✓
Automatic belts tensioner		-	-	-	✓	✓	✓	✓	✓
Double flange in the rotor		✓	✓	✓	✓	✓	✓	✓	✓
Central gear box		•	•	•	•	•	•	•	•
Cardan shaft		• 6 X 900	• 6 X 900	• 6 X 900	• 8 X 900 1"3/8 Z6+1"3/8 Z6	• 8 X 900 1"3/8 Z6+1"3/8 Z6	• 8 X 900 1"3/4 Z6+1"3/8 Z6 LATO TRATT.	• 8 X 900 1"3/4 Z6+1"3/8 Z6 LATO TRATT.	• 8 X 900 1"3/4 Z6+1"3/8 Z6 LATO TRATT.
Extra cost for blades mounting		•	•	•	•	•	•	•	•
ACCESSORIES FOR BETWEEN ROWS/ORCHARDS/TREES									
FLAIL-D see page 64		•	•	•	•	•	•	•	•

✓ **STANDARD EQUIPMENT** | • **OPTIONAL EQUIPMENT** | - **NOT AVAILABLE**

Self-cleaning roller position
unloading of mulched product behind the roller for faster working speed



Rear roller position
unloading of mulched product in front of the roller for better shredding



GRASS, SMALL BUSHES, LEAVES,
FIBROUS PLANTS, GRASS MAINTENANCE AND BIG SIZE WOOD,
BETWEEN-ROW DISC

FRUIT EXTRA

PROFESSIONAL SERIES

60 - 130 HP

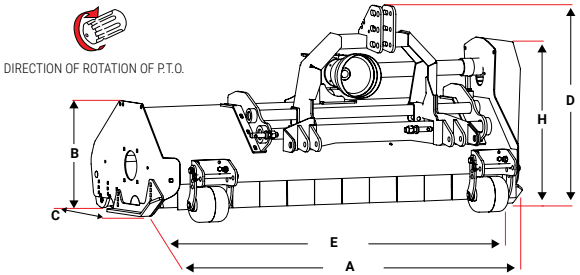

FRUIT EXTRA	A cm	B cm	C cm	D cm	E cm	H cm
160	175	52	98	93	155	77
180	201	52	98	93	181	77
200	221	52	98	93	201	77
230	248	52	98	93	228	77
250	271	52	98	93	251	77
280	301	54	102	95	281	78
300	322	54	111	104	299	78
320	343	54	111	104	320	78

HYDRAULIC SIDE SHIFT

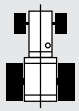

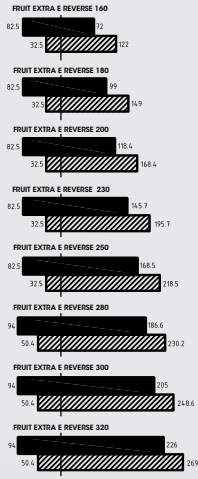

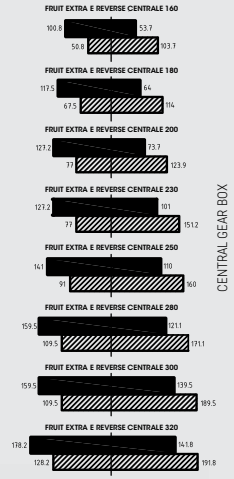

CENTRAL GEAR BOX

STRENGTH POINTS

MONOCOQUE FRAME IN HARDOX TH.6 mm

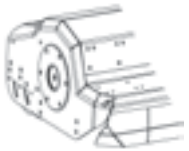

FRAME WITH OUTER SIDE BEVELED

AUTOMATIC BELTS TENSIONERS

DOUBLE FLANGE IN THE ROTOR (230-250-280-300-320)

PROFESSIONAL REAR ROLLER Ø 195 mm with 4 taper roller bearings, mud scraper and central body interchangeable with 2 positions: 1) self-cleaning 2) rear

ROTOR "VENTILATOR"
electronically balanced. Forest type tool holders moulded in boron steel

EXTERNAL ROTOR SUPPORT IN PRESSED STEEL
The external rotor support allows the easy dismantling / replacement of the bearings and dust seals

4 BARS OF COUNTER KNIFE FOR FINE SHREDDING
Increased rows of counter knives hold the material in for more complete shredding

FRUIT EXTRA
PROFESSIONAL SERIES

FRUIT EXTRA			160	180	200	230	250	280	300	320
TECHNICAL SPECIFICATIONS										
Working width			155 cm	181 cm	201 cm	228 cm	251 cm	281 cm	299 cm	320 cm
Machine weight			805 - 865 kg	835 - 895 kg	855 - 925 kg	875 - 960 kg	930 - 1010 kg	1050 - 1130 kg	1120 - 1240 kg	1195 - 1340 kg
tools	Knives ***max Ø 3,5 cm***		N° 36	N° 48	N° 48	N° 60	N° 60	N° 96	N° 96	N° 96
tools	Hammers ***max Ø 12 cm - Kg 2,1***		N° 12	N° 16	N° 16	N° 20	N° 20	N° 32	N° 32	N° 32
rotor Ø		A	194 x 12.5 mm	194 x 12.5 mm	194 x 12.5 mm	194 x 12.5 mm	194 x 12.5 mm	219 x 10 mm	219 x 10 mm	219 x 10 mm
rotor Ø		B	454 mm	454 mm	454 mm	454 mm	454 mm	480 mm	480 mm	480 mm
N° belts **quad power**			4	4	4	4	5	5	5	5
CAT.			I-II	I-II	I-II	I-II	I-II	I-II	I-II	I-II
RPM PTO	540	Rotor revolutions / peripheral tool speed	2530 rpm 60 m/sec	2530 rpm 60 m/sec	2530 rpm 60 m/sec	2025 rpm 48 m/sec	2025 rpm 48 m/sec	1918 rpm 48 m/sec	1800 rpm 45,25 m/sec	1800 rpm 45,25 m/sec
HP max transmission			80 hp	80 hp	80 hp	80 hp	100 hp	110 hp	110 hp	110 hp
Utilization			Rear mounted							

FRUIT EXTRA	160	180	200	230	250	280	300	320
MACHINE								
Monocoque frame in Hardox th.6 mm	✓	✓	✓	✓	✓	✓	✓	✓
Front protection flaps in Hardox th. 6 mm	✓	✓	✓	✓	✓	✓	✓	✓
Rounded frame with outer side beveled	✓	✓	✓	✓	✓	✓	✓	✓
4 bars of counter - knife for fine shredding	✓	✓	✓	✓	✓	✓	✓	✓
Professional rear roller Ø 195 mm with 4 taper roller bearings, mud scraper and central body interchangeable with 2 positions: 1) self-cleaning 2) rear	✓	✓	✓	✓	✓	✓	✓	✓
Reflectors	✓	✓	✓	✓	✓	✓	✓	✓
Pair of front wheels	•	•	•	•	•	•	•	•
Steering wheels (instead of the roller) NOT WITH TIK, FLAIL-D, FLAIL-I, BIO CUT-I, BIO CUT-D	•	•	•	•	•	•	•	•
Steering wheels (AFTER FIT) NOT WITH TIK, FLAIL-D, FLAIL-I, BIO CUT-I, BIO CUT-D	•	•	•	•	•	•	•	•
Rakes	•	•	•	•	•	•	•	•
Protection chains	•	•	•	•	•	•	•	•
Side Skids in Hardox	•	•	•	•	•	•	•	•
3 POINT HITCH								
Mechanical side shift movement in cast iron with nylon bushings and hardened chromed steel rod CAT. I-II	✓	✓	✓	✓	✓	✓	✓	✓
Mechanical side shift movement in cast iron with nylon bushings and hardened chromed steel rod CAT. I-II	•	•	•	•	•	•	•	•
TRANSMISSION								
Free wheel in the gear box	✓	✓	✓	✓	✓	✓	✓	✓
Oscillating bearings with double column of balls	✓	✓	✓	✓	✓	✓	✓	✓
"Ventilator" Rotor	✓	✓	✓	✓	✓	✓	✓	✓
Tool holders - Forestry type	✓	✓	✓	✓	✓	✓	✓	✓
Option for central gear box	✓	✓	✓	✓	✓	✓	✓	✓
Tool screw in steel Ø 20 mm 12.9	✓	✓	✓	✓	✓	✓	✓	✓
Double flange in the rotor	-	-	-	✓	✓	✓	✓	✓
Automatic belts tensioner	✓	✓	✓	✓	✓	✓	✓	✓
Central gear box	•	•	•	•	•	•	•	•
Cardan shaft	• 6 X 900	• 6 X 900	• 6 X 900	• 8 X 900 1"3/8 Z6+1"3/8 Z6	• 8 X 900 1"3/8 Z6+1"3/8 Z6	• 8 X 900 1"3/4 Z6+1"3/8 Z6 LATO TRATT.	• 8 X 900 1"3/4 Z6+1"3/8 Z6 LATO TRATT.	• 8 X 900 1"3/4 Z6+1"3/8 Z6 LATO TRATT.
Extra cost for blades mounting	•	•	•	•	•	•	•	•
ACCESSORIES FOR BETWEEN ROWS/ORCHARDS/TREES								
TIK 800 (not with Central gear box) see page 68	•	•	•	•	•	•	•	•
FLAIL-D see page 64	•	•	•	•	•	•	•	•
FLAIL-I (not with Central gear box) see page 65	•	•	•	•	•	•	•	•
BIO CUT-D see page 66	•	•	•	•	•	•	•	•
BIO CUT-I (not with Central gear box) see page 67	•	•	•	•	•	•	•	•

✓ **STANDARD EQUIPMENT** | • **OPTIONAL EQUIPMENT** | - **NOT AVAILABLE**

Self-cleaning roller position
unloading of mulched product behind the roller for faster working speed



Rear roller position
unloading of mulched product in front of the roller for better shredding



FRUIT EXTRA REVERSE

PROFESSIONAL SERIES

60 - 130 HP

GRASS, SMALL BUSHES, LEAVES, FIBROUS PLANTS, GRASS MAINTENANCE AND BIG SIZE WOOD, BETWEEN-ROW DISC

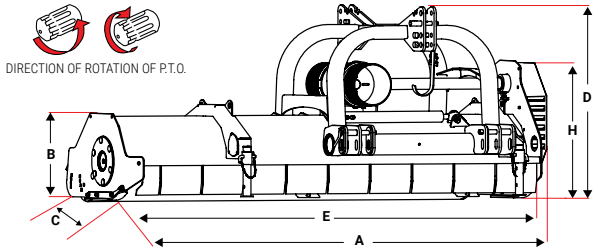

FRUIT EXTRA REVERSE	A cm	B cm	C cm	D cm	E cm	H cm
160	175	52	134	100	155	77
180	201	52	134	100	181	77
200	221	52	134	100	201	77
230	248	52	134	100	228	77
250	271	52	134	100	251	77
280	299	54	134	104	281	78
300	322	54	134	104	299	78
320	343	54	134	104	320	78

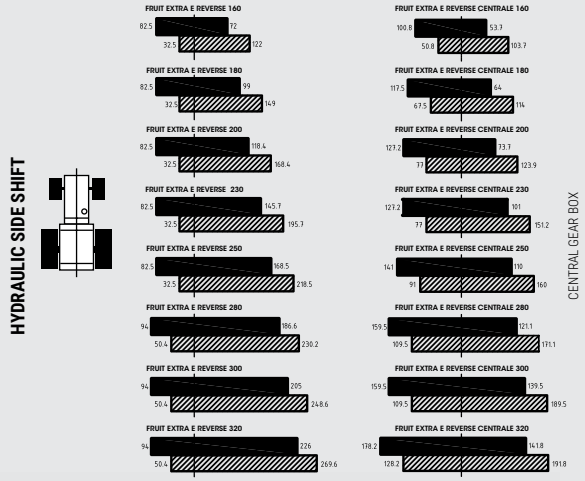

STRENGTH POINTS

MONOCOQUE FRAME IN HARDOX TH.6 mm

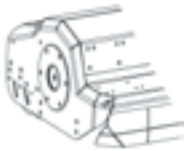

FRAME WITH OUTER SIDE BEVELED

AUTOMATIC BELTS TENSIONERS

DOUBLE FLANGE IN THE ROTOR (230-250-280-300-320)

PROFESSIONAL REAR ROLLER Ø 195 mm with 4 taper roller bearings, mud scraper and central body interchangeable with 2 positions: 1) self-cleaning 2) rear

ROTOR "VENTILATOR" electronically balanced. Forest type tool holders moulded in boron steel

EXTERNAL ROTOR SUPPORT IN PRESSED STEEL The external rotor support allows the easy dismantling / replacement of the bearings and dust seals

4 BARS OF COUNTER - KNIFE FOR FINE SHREDDING Increased rows of counter knives hold the material in for more complete shredding

FRUIT EXTRA REVERSE
PROFESSIONAL SERIES

FRUIT EXTRA REVERSE			160	180	200	230	250	280	300	320
TECHNICAL SPECIFICATIONS										
Working width			155 cm	181 cm	201 cm	228 cm	251 cm	281 cm	299 cm	320 cm
Machine weight			855 - 930 kg	885 - 955 kg	905 - 990 kg	925 - 1025 kg	980 - 1080 kg	1100 - 1210 kg	1170 - 1290 kg	1250 - 1385 kg
tools	Knives ***max Ø 3,5 cm***		N° 36	N° 48	N° 48	N° 60	N° 60	N° 96	N° 96	N° 96
tools	Hammers ***max Ø 12 cm - Kg 2,1***		N° 12	N° 16	N° 16	N° 20	N° 20	N° 32	N° 32	N° 32
rotor Ø	A	A	194 x 12.5 mm	194 x 12.5 mm	194 x 12.5 mm	194 x 12.5 mm	194 x 12.5 mm	219 x 10 mm	219 x 10 mm	219 x 10 mm
rotor Ø	B	B	454 mm	454 mm	454 mm	454 mm	454 mm	480 mm	480 mm	480 mm
N° belts **quad power**			4	4	4	4	5	5	5	5
CAT.			II	II	II	II	II	II	II	II
RPM PTO ***optional***	540	Rotor revolutions /peripheral tool speed	2530 rpm 60 m/sec	2530 rpm 60 m/sec	2530 rpm 60 m/sec	2530 rpm 60 m/sec	2025 rpm 48 m/sec	1918 rpm 48 m/sec	1800 rpm 45,25 m/sec	1800 rpm 45,25 m/sec
HP max transmission			80 hp	80 hp	80 hp	80 hp	100 hp	110 hp	110 hp	110 hp
RPM PTO ***standard***	1000	Rotor revolutions /peripheral tool speed	2500 rpm 59,45 m/sec	2500 rpm 59,45 m/sec	2500 rpm 59,45 m/sec	2500 rpm 59,45 m/sec	2000 rpm 47,55 m/sec	1890 rpm 47,50 m/sec	1776 rpm 44,65 m/sec	1776 rpm 44,65 m/sec
HP max transmission			90 hp	90 hp	90 hp	90 hp	110 hp	125 hp	125 hp	125 hp
Utilization			Rear mounted / Rear pushed (* reverse drive) / front pushed / front mounted							

FRUIT EXTRA REVERSE	160	180	200	230	250	280	300	320
MACHINE								
Monocoque frame in Hardox th.6 mm	✓	✓	✓	✓	✓	✓	✓	✓
Front protection flaps in Hardox th. 6 mm	✓	✓	✓	✓	✓	✓	✓	✓
Rounded frame with outer side beveled	✓	✓	✓	✓	✓	✓	✓	✓
4 bars of counter - knife for fine shredding	✓	✓	✓	✓	✓	✓	✓	✓
Professional rear roller Ø 195 mm with 4 taper roller bearings, mud scraper and central body interchangeable with 2 positions: 1) self-cleaning 2) rear	✓	✓	✓	✓	✓	✓	✓	✓
Reflectors	✓	✓	✓	✓	✓	✓	✓	✓
Pair of front wheels	•	•	•	•	•	•	•	•
Rakes	•	•	•	•	•	•	•	•
Protection chains	•	•	•	•	•	•	•	•
Side Skids in Hardox	•	•	•	•	•	•	•	•
3 POINT HITCH								
Double mechanical side shift movement with chromed steel pipes	✓	✓	✓	✓	✓	✓	✓	✓
Double hydraulic side shift movement with chromed steel rod	•	•	•	•	•	•	•	•
TRANSMISSION								
Gearbox with double free - wheel	✓	✓	✓	✓	✓	✓	✓	✓
Oscillating bearings with double column of balls	✓	✓	✓	✓	✓	✓	✓	✓
"Ventilator" Rotor	✓	✓	✓	✓	✓	✓	✓	✓
Tool holders - Forestry type	✓	✓	✓	✓	✓	✓	✓	✓
Option for Central gear box	✓	✓	✓	✓	✓	✓	✓	✓
Tool screw in steel Ø 20 mm 12.9	✓	✓	✓	✓	✓	✓	✓	✓
Automatic belts tensioner	-	-	-	✓	✓	✓	✓	✓
Double flange in the rotor	✓	✓	✓	✓	✓	✓	✓	✓
Central gear box	•	•	•	•	•	•	•	•
PTO 540 rpm	•	•	•	•	•	•	•	•
Cardan shaft	• 6 X 900	• 6 X 900	• 6 X 900	• 8 X 900 1"3/8 Z6+1"3/8 Z6	• 8 X 900 1"3/8 Z6+1"3/8 Z6	• 8 X 900 1"3/4 Z6+1"3/8 Z6 LATO TRATT.	• 8 X 900 1"3/4 Z6+1"3/8 Z6 LATO TRATT.	• 8 X 900 1"3/4 Z6+1"3/8 Z6 LATO TRATT.
Extra cost for blades mounting	•	•	•	•	•	•	•	•

Self-cleaning roller position
unloading of mulched product behind the roller for faster working speed



Rear roller position
unloading of mulched product in front of the roller for better shredding



✓ **STANDARD EQUIPMENT** | • **OPTIONAL EQUIPMENT** | **- NOT AVAILABLE**

VINE SHOOTS, GRASS MAINTENANCE, WOOD, BIG SIZE WOOD

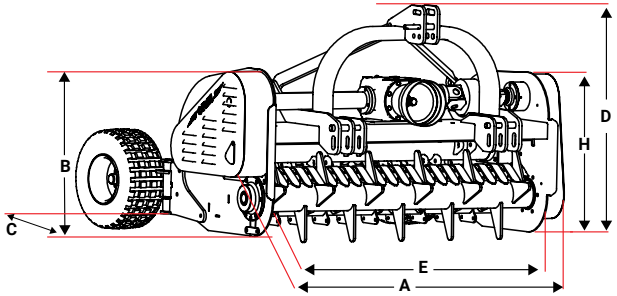

WPKL	A cm	B cm	C cm	D cm	E cm	H cm
1450	173	68	106	107	145	73
1600	185	68	110	109	154	73
1800	210	68	110	109	181	73

DIRECTION OF ROTATION OF P.T.O.

WPKL

PROFESSIONAL SERIES

60 - 90 HP

STRENGTH POINTS

DOUBLE FRAME

AUTOMATIC TORQUE LIMITER + HYDRAULIC PICK-UP TRANSMISSION ***(optional)***

FRONT PICK-UP

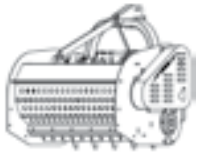

REAR DISCHARGE GRATE IN STRENX 700

AUTOMATIC BELTS TENSIONER

ROTOR "VENTILATOR"
electronically balanced. Forest type tool holders moulded in boron steel

FREE WHEEL IN THE GEAR BOX

TRIPLE STATIC KNIFE
Increased rows of counter knives hold the material in for more complete shredding

WPKL
PROFESSIONAL SERIES

WPKL			1450	1600	1800
TECHNICAL SPECIFICATIONS					
Working width			145 cm	154 cm	181 cm
Machine weight			720 - 835 kg	840 - 965 kg	870 - 970 kg
tools	Hammers ***kg1,2 - Ø 5/6 cm***		N° 16	-	-
tools	Hammers ***kg1,7 - Ø 6/8 cm***		-	N° 12	N° 16
rotor Ø	A	A	159X10 mm	194X8 mm	194X8 mm
rotor Ø	B	B	395 mm	413 mm	413 mm
N° belts			4	5	5
CAT.			I-II	I-II	I-II
RPM PTO ***standard***	540	Rotor revolutions / peripheral tool speed	2527 rpm/ 52,27 m/sec	2527 rpm/ 42,14 m/sec	2527 rpm/ 42,14 m/sec
HP max transmission			50 hp	50 hp	50 hp
Utilization			Rear mounted		

WPKL	1450	1600	1800
MACHINE			
Rear Discharge Grate in Strenx 700 with holes Ø 55 mm	✓	✓	✓
Double frame	✓	✓	✓
Triple static knife	✓	✓	✓
Steering wheels with closing spring	✓	✓	✓
Reflectors	✓	✓	✓
Hydraulic pick-up transmission kit with flow divider and double relief valve	•	•	•
Rear Discharge Grate in Strenx 700 with holes Ø 40 mm	•	•	•
TRASMISSION			
Free wheel in the gear box	✓	✓	✓
Oscillating bearings with double column of balls	✓	✓	✓
"Ventilator" Rotor	✓	✓	✓
Tool holders - Forestry type	✓	✓	✓
Mechanical chain transmission	✓	✓	✓
Chain tensioner	✓	✓	✓
Automatic torque limiter	✓	✓	✓
Tool screw in steel Ø 20 mm 12.9	✓	✓	✓
Automatic belts tensioner	✓	✓	✓
Cardan shaft	•	•	•



✓ **STANDARD EQUIPMENT** | • **OPTIONAL EQUIPMENT** | **- NOT AVAILABLE**

GRASS, SPORT FIELDS, SMALL BUSHES, WOOD UP TO 8 CM, GRASS MAINTENANCE, BRAMBLES, FIBROUS PLANTS, STRAW, COTTON, POTATOES, CORN, ARTICHOKES, WIDE GREEN AREAS SET-ASIDE, PASTURES

WPS

PROFESSIONAL SERIES

65 - 110 HP

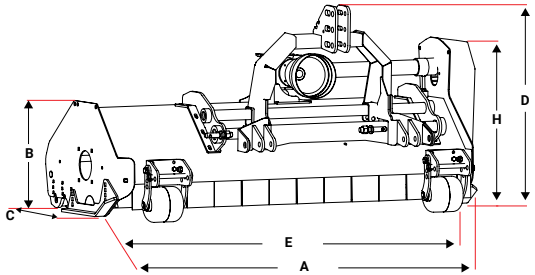

WPS	A cm	B cm	C cm	D cm	E cm	H cm
1800	203	53	113	110	182	82
2000	222	53	113	110	201	82
2300	249	53	113	110	228	82
2600	272	53	113	110	251	82
2800	297	53	113	110	281	82

HYDRAULIC SIDE SHIFT



DIRECTION OF ROTATION OF P.T.O.

STRENGTH POINTS

DOUBLE HARDOX SKIN (Optional)

AUTOMATIC BELTS TENSIONERS

FREE WHEEL IN THE GEAR BOX

DOUBLE FLANGE IN THE ROTOR (2300-2600-2800)

PROFESSIONAL REAR ROLLER Ø 195 mm (Optional)

ROTORE "VENTILATOR"
equilibrato elettronicamente. Supporti utensili di tipo forestale stampati in acciao al boro

EXTERNAL ROTOR SUPPORT IN PRESSED STEEL
The external rotor support allows the easy dismantling / replacement of the bearings and dust seals

TOOTHED STATIC KNIFE
Increased rows of counter knives hold the material in for more complete shredding

WPS
PROFESSIONAL SERIES

WPS			1800	2000	2300	2600	2800
TECHNICAL SPECIFICATIONS							
Working width			182 cm	201 cm	228 cm	251 cm	281 cm
Machine weight			670 - 820 kg	730 - 880 kg	825 - 965 kg	870 - 1030 kg	975 - 1140 kg
tools	Knives ***max Ø 4cm***		N° 48	N° 48	N° 60	N° 60	N° 96
tools	Hammers ***max Ø 8 cm - Kg 2,1***		N° 16	N° 16	N° 20	N° 20	N° 32
rotor Ø	A	A	194 x 10 mm	194 x 10 mm	194 x 10 mm	194 x 10 mm	219x10 mm
rotor Ø	B	B	457,7 mm	457,7 mm	457,7 mm	457,7 mm	483 mm
N° belts			4	4	4	5	5
CAT.			II	II	II	II	II
RPM PTO ***standard***	540	Rotor revolutions / peripheral tool speed	2130 rpm/ 51,02 m/ sec	2130 rpm/ 51,02 m/ sec	2130 rpm/ 51,02 m/ sec	2130 rpm/ 51,02 m/ sec	2025 rpm/ 49,13 m/ sec
HP max transmission			100 hp	100 hp	100 hp	100 hp	110 hp
Utilization			Rear mounted				

WPS		1800	2000	2300	2600	2800
MACHINE						
Monocoque frame th. 6mm		✓	✓	✓	✓	✓
Rear roller Ø 194 mm with roller bearings, mud scraper		✓	✓	✓	✓	✓
Toothed static knife		✓	✓	✓	✓	✓
Front protection flaps		✓	✓	✓	✓	✓
Reflectors		✓	✓	✓	✓	✓
Professional rear roller Ø 195 mm with 4 taper roller bearings and central body interchangeable	FACTORY FIT ONLY	•	•	•	•	•
	AFTER FIT	•	•	•	•	•
Wear plate in hardox steel (double skin)		•	•	•	•	•
Protection chains		•	•	•	•	•
Side Skids in Hardox		•	•	•	•	•
3 POINT HITCH						
Mechanical movement on rollers and nylon skids		✓	✓	✓	✓	✓
Hydraulic movement on rollers and nylon skids		•	•	•	•	•
TRASMISSION						
Free wheel in the gear box		✓	✓	✓	✓	✓
Oscillating bearings with double column of balls		✓	✓	✓	✓	✓
"Ventilator" Rotor		✓	✓	✓	✓	✓
Tool holders - Forestry type		✓	✓	✓	✓	✓
Rotor 8 rows		-	-	-	-	✓
Tool screw in steel Ø 20 mm 12.9		✓	✓	✓	✓	✓
Automatic belts tensioner		✓	✓	✓	✓	✓
Double flange in the rotor		-	-	✓	✓	✓
Cardan shaft		•	•	•	•	•
Extra cost for blades mounting		•	•	•	•	•

Self-cleaning roller position
unloading of mulched product behind the roller for faster working speed



✓ **STANDARD EQUIPMENT** | • **OPTIONAL EQUIPMENT** | **- NOT AVAILABLE**

GRASS, BUSHES SMALL, LEAVES, GRASS MAINTENANCE SMALL WOOD, BRAMBLES, FIBROUS PLANTS, BRUSHWOOD, PARKS, SPORT FIELDS, WIDE GREEN AREAS SET-ASIDE, PASTURES

WPR

PROFESSIONAL SERIES

65 - 110 HP

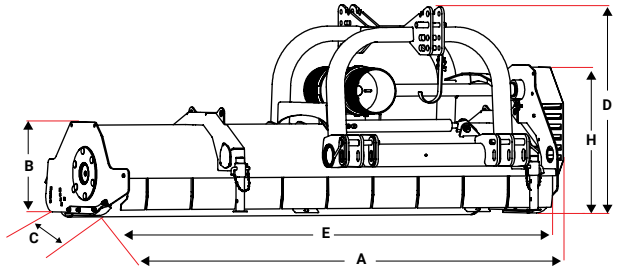

WPR	A cm	B cm	C cm	D cm	E cm	H cm
1800	203	53	113	110	182	82
2000	222	53	113	110	201	82
2300	249	53	113	110	228	82
2600	272	53	113	110	251	82
2800	297	53	113	110	281	82

HYDRAULIC SIDE SHIFT

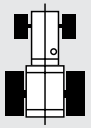



DIRECTION OF ROTATION OF P.T.O.

SPECIFY AT THE TIME OF ORDER MACHINE PREPARATION: FRONT, REAR, PTO 540 OR 1000 RPM.

STRENGTH POINTS

DOUBLE HARDOX SKIN (Optional)

AUTOMATIC BELTS TENSIONERS

FREE WHEEL IN THE GEAR BOX

DOUBLE FLANGE IN THE ROTOR (2300-2600-2800)

PROFESSIONAL REAR ROLLER Ø 195 mm (Optional)

ROTOR "VENTILATOR"
electronically balanced. Forest type tool holders moulded in boron steel.

EXTERNAL ROTOR SUPPORT IN PRESSED STEEL
The external rotor support allows the easy dismantling / replacement of the bearings and dust seals

TOOTHED STATIC KNIFE
Increased rows of counter knives hold the material in for more complete shredding

WPR
PROFESSIONAL SERIES

WPR			1800	2000	2300	2600	2800
TECHNICAL SPECIFICATIONS							
Working width			182 cm	201 cm	228 cm	251 cm	281 cm
Machine weight			670 - 820 kg	730 - 880 kg	825 - 965 kg	870 - 1030 kg	975 - 1140 kg
tools	Knives ***max Ø 4cm***		N° 48	N° 48	N° 60	N° 60	N° 96
tools	Hammers ***max Ø 8 cm - Kg 2,1***		N° 16	N° 16	N° 20	N° 20	N° 32
rotor Ø	A	A	194 x 10 mm	194 x 10 mm	194 x 10 mm	194 x 10 mm	219 x 10 mm
rotor Ø	B	B	457,7 mm	457,7 mm	457,7 mm	457,7 mm	483 mm
N° belts			4	4	4	5	5
CAT.			II	II	II	II	II
RPM PTO ***standard***	540	Rotor revolutions/ peripheral tool speed	1776 rpm 45,51 m/sec	1776 rpm 45,51 m/sec	1776 rpm 45,51 m/sec	1776 rpm 45,51 m/sec	1776 rpm 48,02 m/sec
HP max transmission			100 hp	100 hp	100 hp	110 hp	110 hp
RPM PTO ***reversing the pulleys***	1000	Rotor revolutions/ peripheral tool speed	1900 rpm 45,53 m/sec	1900 rpm 45,53 m/sec	1900 rpm 45,53 m/sec	1900 rpm 45,53 m/sec	1900 rpm 48,04 m/sec
HP max transmission			100 hp	100 hp	100 hp	110 hp	110 hp
Utilization			Rear / Front mounted				

WPR		1800	2000	2300	2600	2800
MACHINE						
Monocoque frame th. 6mm		✓	✓	✓	✓	✓
Rear roller Ø 194 mm with roller bearings, mud scraper		✓	✓	✓	✓	✓
Toothed static knife		✓	✓	✓	✓	✓
Front protection flaps		✓	✓	✓	✓	✓
Reflectors		✓	✓	✓	✓	✓
Professional rear roller Ø 195 mm with 4 taper roller bearings and central body interchangeable	FACTORY FIT ONLY	•	•	•	•	•
	AFTER FIT	•	•	•	•	•
Wear plate in hardox steel (double skin)		•	•	•	•	•
Protection chains		•	•	•	•	•
Side Skids in Hardox		•	•	•	•	•
3 POINT HITCH						
3 point hitch movable and reversible		✓	✓	✓	✓	✓
Mechanical movement on rollers and nylon skids		✓	✓	✓	✓	✓
Hydraulic movement on rollers and nylon skids		•	•	•	•	•
Double 3 points hitch with mechanical movement on rollers and nylon skids		•	•	•	•	•
Double 3 points hitch with hydraulic movement on rollers and nylon skids		•	•	•	•	•
TRASMISSION						
Convertible PTO 540 - 1000 rpm by inverting the pulleys		✓	✓	✓	✓	✓
Free wheel in the gear box		✓	✓	✓	✓	✓
Oscillating bearings with double column of balls		✓	✓	✓	✓	✓
"Ventilator" Rotor		✓	✓	✓	✓	✓
Tool holders - Forestry type		✓	✓	✓	✓	✓
Rotor 8 rows		-	-	-	-	✓
Tool screw in steel Ø 20 mm 12.9		✓	✓	✓	✓	✓
Automatic belts tensioner		✓	✓	✓	✓	✓
Double flange in the rotor		-	-	✓	✓	✓
Cardan shaft		•	•	•	•	•
Extra cost for blades mounting		•	•	•	•	•

Self-cleaning roller position
unloading of mulched product behind the roller for faster working speed

✓ **STANDARD EQUIPMENT** | • **OPTIONAL EQUIPMENT** | **- NOT AVAILABLE**

WGR

PROFESSIONAL SERIES

65 - 140 HP

GRASS, BUSHES SMALL, LEAVES, GRASS MAINTENANCE, SMALL WOOD, BRAMBLES, FIBROUS PLANTS, BRUSHWOOD, PARKS, SPORT FIELDS, WIDE GREEN AREAS SET-ASIDE, PASTURES

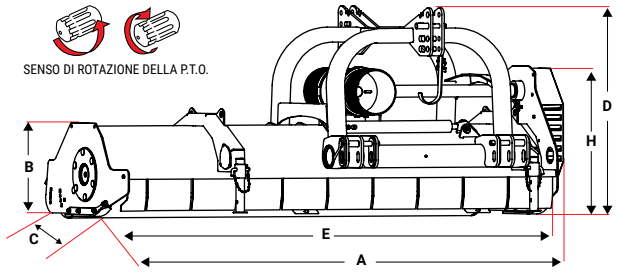

WGR	A cm	B cm	C cm	D cm	E cm	H cm
1800	203	53	113	110	182	82
2000	222	53	113	110	201	82
2300	249	53	113	110	228	82
2600	272	53	113	110	251	82
2800	297	53	113	110	281	82
2813	299	53	114	128	281	89
3213	339	53	114	128	320	89

HYDRAULIC SIDE SHIFT

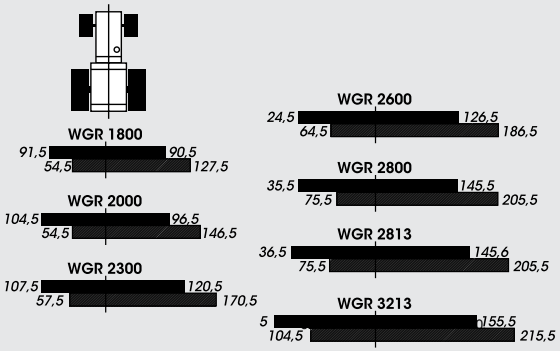

SPECIFY AT THE TIME OF ORDER MACHINE PREPARATION: FRONT, REAR, PTO 540 OR 1000 RPM.

STRENGTH POINTS

DOUBLE HARDOX SKIN (Optional)

AUTOMATIC BELTS TENSIONERS

FREE WHEEL IN THE GEAR BOX

DOUBLE FLANGE IN THE ROTOR (2300-2600-2800-2813-3213)

PROFESSIONAL REAR ROLLER Ø 195 mm (Optional)

ROTOR "VENTILATOR"
electronically balanced. Forest type tool holders moulded in boron steel.

EXTERNAL ROTOR SUPPORT IN PRESSED STEEL
The external rotor support allows the easy dismantling / replacement of the bearings and dust seals

TOOTHED STATIC KNIFE
Increased rows of counter knives hold the material in for more complete shredding

WGR
PROFESSIONAL SERIES

WGR			1800	2000	2300	2600	2800	2813	3213
TECHNICAL SPECIFICATIONS									
Working width			182 cm	201 cm	228 cm	251 cm	281 cm	281 cm	320 cm
Machine weight			680 - 830 kg	740 - 855 kg	835 - 985 kg	880 - 1030 kg	985 - 1130 kg	1085 - 1235 kg	1175 - 1350 kg
tools	Knives ***max Ø 4cm***		N° 48	N° 48	N° 60	N° 60	N° 96	N° 96	N° 96
tools	Hammers ***max Ø 8 cm - Kg 2,1***		N° 16	N° 16	N° 20	N° 20	N° 32	N° 32	N° 32
rotor Ø	A	A	194 x 10 mm	194 x 10 mm	194 x 10 mm	194 x 10 mm	219 x 10 mm	219 x 10 mm	219 x 10 mm
rotor Ø	B	B	457,7 mm	457,7 mm	457,7 mm	457,7 mm	483 mm	483 mm	483 mm
N° belts			4	4	4	5	5	5 **Quad Power**	5 **Quad Power**
CAT.			II	II	II	II	II	II	II
RPM PTO ***optional***	540	Rotor revolutions / peripheral tool speed	2096 rpm 50,29 m/sec	2096 rpm 50,29 m/sec	2096 rpm 50,29 m/sec	2096 rpm 50,29 m/sec	1900 rpm 48,05 m/sec	1900 rpm 48,05 m/sec	1822 rpm 46,05 m/sec
HP max transmission			90 hp	90 hp	90 hp	90 hp	110 hp	120 hp	120 hp
RPM PTO ***standard***	1000	Rotor revolutions / peripheral tool speed	2096 rpm 50,22 m/sec	2096 rpm 50,22 m/sec	2096 rpm 50,22 m/sec	2096 rpm 50,22 m/sec	1900 rpm 48,05 m/sec	1900 rpm 48,05 m/sec	1822 rpm 46,05 m/sec
HP max transmission			110 hp	110 hp	110 hp	110 hp	130 hp	140 hp	140 hp
Utilization			Rear mounted / Rear pushed (* reverse drive) / front pushed						

Self-cleaning roller position
unloading of mulched product behind the roller for faster working speed



Rear roller position (WGR 2813-3213)
unloading of mulched product in front of the roller for better shredding



WGR		1800	2000	2300	2600	2800	2813	3213
MACHINE								
Monocoque frame th. 6mm		✓	✓	✓	✓	✓	✓	✓
Rear roller Ø 194 mm with roller bearings		✓	✓	✓	✓	✓	✓	✓
Double positions: 1) self-cleaning 2) rear		-	-	-	-	-	✓	✓
Toothed static knife		✓	✓	✓	✓	✓	✓	✓
Front protection flaps		✓	✓	✓	✓	✓	✓	✓
Reflectors		✓	✓	✓	✓	✓	✓	✓
Professional rear roller Ø 195 mm with 4 taper roller bearings and central body interchangeable	FACTORY FIT ONL	•	•	•	•	•	•	•
	AFTER FIT	•	•	•	•	•	•	•
Rear protection		-	-	-	-	-	•	•
Mud scraper		-	-	-	-	-	•	•
Wear plate in hardox steel (double skin)		•	•	•	•	•	•	•
Protection chains		•	•	•	•	•	•	•
Side Skids in Hardox		•	•	•	•	•	•	•
3 POINT HITCH								
Double 3 points hitch with hydraulic movement on rollers and nylon skids		✓	✓	✓	✓	✓	✓	✓
Double 3 points hitch with hydraulic movement on rollers and nylon skids		•	•	•	•	•	•	•
TRASMISSION								
Gearbox with double free - wheel		✓	✓	✓	✓	✓	✓	✓
Oscillating bearings with double column of balls		✓	✓	✓	✓	✓	✓	✓
"Ventilator" Rotor		✓	✓	✓	✓	✓	✓	✓
Tool holders - Forestry type		✓	✓	✓	✓	✓	✓	✓
Rotor 8 rows		-	-	-	-	✓	✓	✓
Tool screw in steel Ø 20 mm 12.9		✓	✓	✓	✓	✓	✓	✓
Automatic belts tensioner		✓	✓	✓	✓	✓	✓	✓
Double flange in the rotor		-	-	✓	✓	✓	✓	✓
PTO 540 rpm		•	•	•	•	•	•	•
Cardan shaft		•	•	•	•	•	•	•
Extra cost for blades mounting		•	•	•	•	•	•	•

✓ **STANDARD EQUIPMENT** | • **OPTIONAL EQUIPMENT** | **- NOT AVAILABLE**

GRASS, BUSHES AND SMALL WOOD, BRAMBLES, FIBROUS PLANTS, BRUSHWOOD, PARKS, SPORT FIELDS, WIDE GREEN AREAS SET-ASIDE, PASTURES, GROSSI GRASS MAINTENANCE AND BIG SIZE OF WOODS

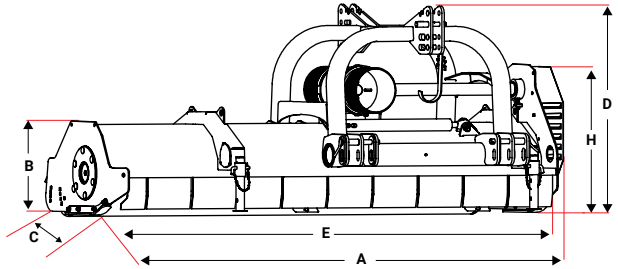

PRO	A cm	B cm	C cm	D cm	E cm	H cm
2500	274	53	128	121	251	83
2800	299	53	128	121	281	83
3000	319	53	128	121	300	83
3200	339	53	128	121	320	83

HYDRAULIC SIDE SHIFT



DIRECTION OF ROTATION OF P.T.O.

PRO

PROFESSIONAL SERIES

110 - 200 HP

STRENGTH POINTS

DOUBLE HARDOX SKIN

AUTOMATIC BELTS TENSIONERS

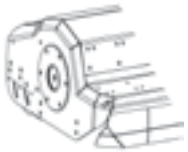

FRAME WITH OUTER SIDE BEVELED

DOUBLE FLANGE IN THE ROTOR

PROFESSIONAL REAR ROLLER Ø 195 mm

ROTOR "VENTILATOR"
electronically balanced. Forest type tool holders moulded in boron steel

EXTERNAL ROTOR SUPPORT IN PRESSED STEEL
The external rotor support allows the easy dismantling / replacement of the bearings and dust seals

DOUBLE STATIC KNIFE
Increased rows of counter knives hold the material in for more complete shredding

PRO
PROFESSIONAL SERIES

PRO			2500	2800	3000	3200
TECHNICAL SPECIFICATIONS						
Working width			251 cm	281 cm	300 cm	320 cm
Machine weight			1210 - 1350 kg	1250 - 1380 kg	1300 - 1458 kg	1345 - 1510 kg
tools	Knives *max Ø 4cm*		N° 60	N° 96	N° 96	N° 96
tools	Hammers *max Ø 8 cm - Kg 2,1*		N° 20	N° 32	N° 32	N° 32
rotor Ø	A	A	194X10 mm	219x10 mm	219x10 mm	219x10 mm
rotor Ø	B	B	452 mm	478 mm	478 mm	478 mm
N° Belts **power band**			5	5	5	5
CAT.			II-III	II-III	II-III	II-III
RPM PTO ***Standard***	1000	Rotor revolutions / peripheral tool speed	1970 rpm 47,2 m/sec	1970 rpm 49,3 m/sec	1770 rpm 44,1 m/sec	1770 rpm 44,1 m/sec
HP max transmission			200 hp	200 hp	200 hp	200 hp
Utilization			Rear mounted / Rear pushed (* reverse drive) / front pushed			

PRO	2600	2800	3000	3200
MACHINE				
Double Hardox skin	✓	✓	✓	✓
Professional rear roller Ø 195 mm with 4 taper roller bearings and central body interchangeable with 2 positions: 1) self-cleaning 2) rear	✓	✓	✓	✓
Double toothed static knife	✓	✓	✓	✓
Front protection flaps sp.5 mm	✓	✓	✓	✓
Reflectors	✓	✓	✓	✓
Protection chains	•	•	•	•
Side Skids in Hardox	•	•	•	•
3 POINT HITCH				
Hydraulic movement with nylon bushings	✓	✓	✓	✓
TRASMISSION				
Gearbox with double free - wheel	✓	✓	✓	✓
Oscillating bearings with double column of balls	✓	✓	✓	✓
"Ventilator" Rotor	✓	✓	✓	✓
Tool holders - Forestry type	✓	✓	✓	✓
Rotor 8 rows	✓	✓	✓	✓
Tool screw in steel Ø 20 mm 12.9	✓	✓	✓	✓
Automatic belts tensioner	✓	✓	✓	✓
Belts Powerband	✓	✓	✓	✓
Double flange in the rotor	✓	✓	✓	✓
Hexalobe cardan shaft	•	•	•	•
Extra cost for blades mounting	•	•	•	•

Self-cleaning roller position
unloading of mulched product behind the roller for faster working speed



Rear roller position
unloading of mulched product in front of the roller for better shredding



✓ **STANDARD EQUIPMENT** | • **OPTIONAL EQUIPMENT** | **- NOT AVAILABLE**

GRASS, BUSHES AND SMALL WOOD, LEAVES, GRASS MAINTENANCE, BRAMBLES, FIBROUS PLANTS, STRAW, COTTON, POTATOES, CORN, ARTICHOKES, WIDE GREEN AREAS SET-ASIDE, PASTURES, SUNFLOWER STALKS, SORGHUM, TOBACCO, SUGAR CANE, PINEAPPLE FIELDS, AFRICAN PALM, BANANAS

EAGLE PLUS

PROFESSIONAL SERIES

75 - 150 HP

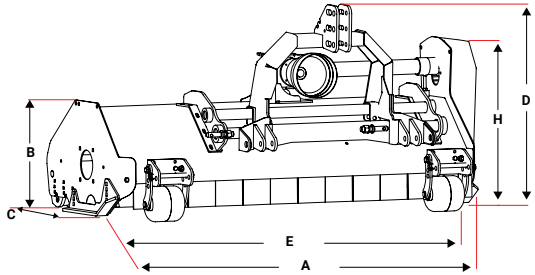

EAGLE PLUS	A cm	B cm	C cm	D cm	E cm	H cm
2009	215	82	134	110	200	81
2359	243	82	134	110	228	81
2609	266	82	134	110	251	81
2909	296	90	136	113	281	81
3209T	335	90	136	113	320	81

HYDRAULIC SIDE SHIFT

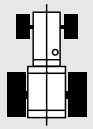

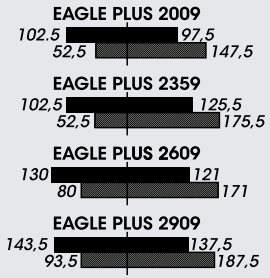

DIRECTION OF ROTATION OF P.T.O.

STRENGTH POINTS

DOUBLE HARDOX SKIN (2909 - 3209DT)

AUTOMATIC BELTS TENSIONERS

HYDRAULIC SIDE SHIFT MOVEMENT IN CAST IRON *(Optional)*

DOUBLE FLANGE IN THE ROTOR (2359-2609-2909-3209DT)

ROTOR "VENTILATOR"
electronically balanced. Forest type tool holders moulded in boron steel

EXTERNAL ROTOR SUPPORT IN PRESSED STEEL
The external rotor support allows the easy dismantling / replacement of the bearings and dust seals

DOUBLE STATIC KNIFE
Increased rows of counter knives hold the material in for more complete shredding

EAGLE PLUS
PROFESSIONAL SERIES

EAGLE PLUS			2009	2359	2609	2909	3209DT
TECHNICAL SPECIFICATIONS							
Working width			200 cm	228 cm	251 cm	281 cm	320 cm
Machine weight			710 - 880 kg	805 - 985 kg	900 - 1150 kg	1130 - 1330 kg	1230 - 1460 kg
tools		Knives ***optional***	N° 40	N° 48	N° 56	N° 80	N° 96
tools		Knives ***standard***	N° 40	N° 48	N° 56	N° 80	N° 96
tools		Knives ***optional max Ø 4 cm***	N° 40+20	N° 48+24	N° 56+28	N° 80+40	N° 96+48
tools		Hammers ***optional max Ø 5 cm***	N° 20	N° 24	N° 28	N° 40	N° 48
rotor Ø	A	A	194 x 10 mm	194 x 10 mm	194 x 10 mm	219 x 12,5 mm	219 x 12,5 mm
rotor Ø	B	B	666 mm	666 mm	666 mm	691 mm	691 mm
N° Belts			4	4	4	5	4+4
CAT.			II	II	II	II	II
RPM PTO	540	Rotor revolutions / peripheral tool speed	1782 rpm - 62,1 m/sec	1782 rpm - 62,1 m/sec	1782 rpm - 62,1 m/sec	-	-
RPM PTO	1000	Rotor revolutions / peripheral tool speed	-	-	-	1696 rpm - 61,3 m/sec	1720 rpm - 62,2 m/sec
HP max transmission			100 hp	100 hp	100 hp	140 hp	150 hp
Utilization			Rear mounted				

EAGLE PLUS	2009	2359	2609	2909	3209DT
MACHINE					
High frame monocoque in Hardox steel mm th.6	✓	✓	✓	-	-
Double hardox skin	-	-	-	✓	✓
Removable bonnet for inspection	✓	✓	✓	✓	✓
Toothed static knife	✓	✓	✓	✓	✓
Front protection flaps	✓	✓	✓	✓	✓
Reflectors	✓	✓	✓	✓	✓
Rear roller Ø 194 mm with roller bearings, mud scraper	✓	✓	✓	✓	✓
Wear plate in hardox steel (double skin)	•	•	•	-	-
Self-cleaning rear roller Ø 245 mm	•	•	•	•	•
Pair of rear wheels	•	•	•	•	•
Hydraulic rear panel opening kit (CE not available)	•	•	•	•	•
Spreader rakes (CE not available)	•	•	•	•	•
Counter knife (screwed) replaceble	•	•	•	•	•
Counter knife (screwed) replaceble	•	•	•	•	•
Protection chains	•	•	•	•	•
Height adjustable in Hardox side skids	•	•	•	•	•
3 POINT HITCH					
Fixed 3 point hitch	✓	✓	✓	✓	✓
Central 3 points hitch fixed in cast iron metal	-	-	-	-	•
Mechanical side shift movement in cast iron CAT.I-II / side gearbox position	•	•	•	•	-
Hydraulic side shift movement in cast iron with nylon bushings and hardened chromed steel rod , side gearbox position CAT.I-II	•	•	•	•	-
TRASMISSION					
Central gear box	✓	✓	✓	✓	✓
Oscillating bearings with double column of balls	✓	✓	✓	✓	✓
Free wheel in the gear box	✓	✓	✓	✓	✓
Double transmission	-	-	-	-	✓
Automatic belts tensioner	-	-	-	-	✓
Double flange in the rotor	-	✓	✓	✓	✓
Supplement hammers rotor	•	•	•	•	•
Supplement rotor with 3 knives	•	•	•	•	•
Cardan shaft	•	•	•	-	-
Cardan shaft 1" 3/4 Z20 on the tractor side	-	-	-	•	•
Cardan shaft 1" 3/4 Z6 + 1" 3/8 Z6 on the tractor side	-	-	-	•	•

Self-cleaning roller position
unloading of mulched product behind the roller for faster working speed

GRASS, BUSHES AND SMALL WOOD, LEAVES, GRASS MAINTENANCE, BRAMBLES, FIBROUS PLANTS, STRAW, COTTON, POTATOES, CORN, ARTICHOKES, WIDE GREEN AREAS SET-ASIDE, PASTURES, SUNFLOWER STALKS, SORGHUM, TOBACCO, SUGAR CANE, PINEAPPLE FIELDS, AFRICAN PALM, BANANAS

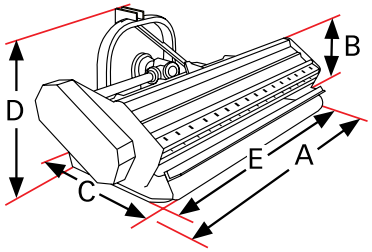

MUSCLE	A cm	B cm	C cm	D cm	E cm
2400 DT	270	92	152	113	240

DIRECTION OF ROTATION OF P.T.O.

MUSCLE (NO CE)

PROFESSIONAL SERIES

100 - 150 HP

STRENGTH POINTS

DOUBLE HARDOX SKIN

DOUBLE FLANGE IN THE ROTOR

FREE WHEEL IN THE GEAR BOX

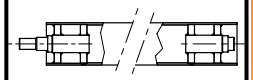

DOUBLE FLANGE IN THE ROTOR

EXTERNAL ROTOR SUPPORT IN PRESSED STEEL
The external rotor support allows the easy dismantling / replacement of the bearings and dust seals

DOUBLE STATIC TOOTHED KNIFE
Increased rows of counter knives hold the material in for more complete shredding

MUSCLE (NO CE)
PROFESSIONAL SERIES

MUSCLE			2400 DT
TECHNICAL SPECIFICATIONS			
Working width			240 cm
Machine weight			1430 - 1680 kg
tools	Knives *optional*		N° 56
tools	Knives *Standard*		N° 56
tools	Knives *optional* *max Ø 4 cm*		N° 56+28
tools	Hammers *optional* *max Ø 5 cm*		N° 28
rotor Ø	A	A	219X12,5 mm
rotor Ø	B	B	691 mm
N° Belts			4+4
CAT.			II
RPM PTO	1000	Rotor revolutions / peripheral tool speed	1720 rpm 63 m/sec
HP max transmission			150 hp
Utilization			Rear mounted

MUSCLE	2400 DT
MACHINE	
Double Hardox skin	✓
Double static toothed knife	✓
Front protection flaps	✓
Height-adjustable rear wheels	✓
Reflectors	✓
Side Skids	✓
Protection chains	✓
TRASMISSION	
Central gear box	✓
Oscillating bearings with double column of balls	✓
Free wheel in the gear box	✓
Double transmission	✓
Double automatic belt tensioner	✓
Extra cost for rotor with hammers	•
Extra cost for Rotor with three blades	•
Cardan shaft 1" 3/4 Z6 + 1" 3/4 Z20 on the tractor side	•
Cardan shaft 1" 3/4 Z6+1" 3/8 Z6 on the tractor side	•
HYDRAULIC SYSTEM	
Hydraulically adjustable rear bonnet	✓



✓ STANDARD EQUIPMENT | • OPTIONAL EQUIPMENT | - NOT AVAILABLE

GRASS MAINTENANCE, FIBROUS PLANTS, STRAW, COTTON, POTATOES, CORN, ARTICHOKES, WIDE GREEN AREAS SET-ASIDE, PASTURES, SUNFLOWER STALKS, SORGHUM, TOBACCO, SUGAR CANE, PINEAPPLE FIELDS

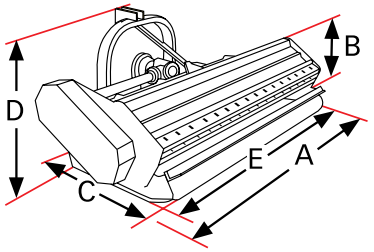

MUST

PROFESSIONAL SERIES

120 - 230 HP

MUST	A cm	B cm	C cm	D cm	E cm
3800	416,5	-	165	114	370
4000	439	-	165	114	395
4500	488,5	-	165	114	442
5000	536,5	-	165	114	491
5600	596,5	-	165	114	551
6000	639	-	165	114	582

DIRECTION OF ROTATION OF P.T.O.

STRENGTH POINTS

ELECTRONICALLY BALANCED ROTOR

OSCILLATING BEARINGS WITH DOUBLE COLUMN OF BALLS

FREE WHEEL IN THE GEAR BOX

DOUBLE FLANGE IN THE ROTOR

MUST
PROFESSIONAL SERIES

MUST			3800	4000	4500	5000	5600	6000
TECHNICAL SPECIFICATIONS								
Working width			370 cm	395 cm	442 cm	491 cm	551 cm	582 cm
Machine weight			1910 - 2110 kg	2010 - 2260 kg	2258 - 2520 kg	2510 - 2780 kg	2810 - 3080 kg	3010 - 3350 kg
tools	Knives ***standard max Ø 4 cm***		N° 72+36	N° 80+40	N° 96+48	N° 104+52	N° 120+60	N° 128+64
tools	Hammers ***optional max Ø 5 cm***		N° 36	N° 40	N° 48	N° 52	N° 60	-
rotor Ø	A		220 mm	220 mm	220 mm	220 mm	220 mm	220 mm
rotor Ø	B		691 mm	691 mm	691 mm	691 mm	691 mm	691 mm
N° Belts			5+5	5+5	5+5	5+5	5+5	6+6
CAT.			III	III	III	III	III	III
RPM PTO	1000	Rotor revolutions / peripheral tool speed	1725 rpm 60 m/sec	1725 rpm 60 m/sec	1725 rpm 60 m/sec	1725 rpm 60 m/sec	1725 rpm 60 m/sec	1725 rpm 60 m/sec
HP max transmission			120-90 hp	120-90 hp	120-90 hp	140-104 hp	180-134 hp	230-171 hp
Utilization			Rear mounted					

MUST	3800	4000	4500	5000	5600	6000
MACHINE						
Removable tailgate for maintenance	✓	✓	✓	✓	✓	✓
Monocoque frame	✓	✓	✓	✓	✓	✓
Front protection flaps	✓	✓	✓	✓	✓	✓
Side skids	✓	✓	✓	✓	✓	✓
2 Steering wheels	✓	-	-	-	-	-
4 Steering wheels	-	✓	✓	✓	✓	✓
Mechanical trolley system for transpor	•	•	•	•	•	•
TRASMISSION						
Double transmission	✓	✓	✓	✓	✓	✓
Double rotor	✓	✓	✓	✓	✓	✓
Free wheel in the gear box	✓	✓	✓	✓	✓	✓
Oscillating bearings with double column of balls	✓	✓	✓	✓	✓	✓
Cardan shaft CAT. 8	•	•	•	•	•	•
Cardan shaft CAT. 9	-	-	-	•	•	•
Extra cost for rotor with hammers	•	•	•	•	•	•
HYDRAULIC SYSTEM						
Hydraulic trolley for transport	•	•	•	•	•	•

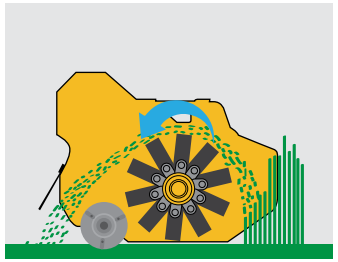



✓ **STANDARD EQUIPMENT** | • **OPTIONAL EQUIPMENT** | **- NOT AVAILABLE**

GRASS MAINTENANCE, FIBROUS PLANTS, STRAW, COTTON, POTATOES, CORN, ARTICHOKES, WIDE GREEN AREAS, SET ASIDE, PASTURES, SUNFLOWER STALKS, SORGHUM, TOBACCO, SUGAR CANE, FIELDS OF PINEAPPLE

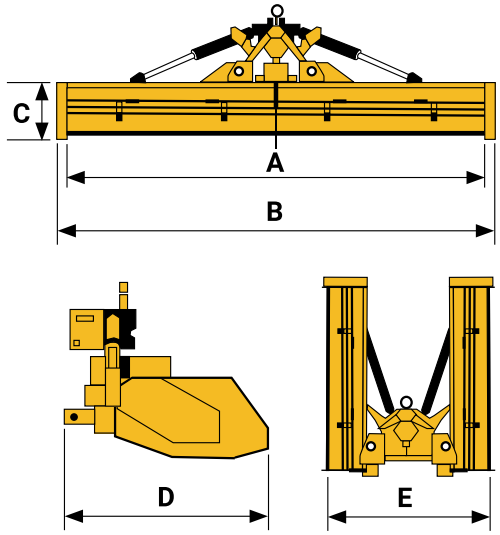

WKO

PROFESSIONAL SERIES

120 - 200 HP

WKO	A cm	B cm	C cm	D cm	E cm
4400	442	491	86	180	255
5000	491	540	86	180	255
6000	600	645	86	180	255

DIRECTION OF ROTATION OF P.T.O.

PUNTI DI FORZA

ELECTRONICALLY BALANCED ROTOR

OSCILLATING BEARINGS WITH DOUBLE COLUMN OF BALLS

FREE WHEEL IN THE GEAR BOX

DOUBLE FLANGE IN THE ROTOR

WKO
PROFESSIONAL SERIES

WKO			4400	5000	6000
TECHNICAL SPECIFICATIONS					
Working width			442 cm	491 cm	600 cm
Machine weight			2150 - 2430 kg	2330 - 2620 kg	2800 - 2950 kg
tools	Knives *standard*		N° 144	N° 156	N° 204
tools	Hammers *optional*		N° 48	N° 52	N° 68
Rotor Ø	A B	A	194 mm	194 mm	194 mm
Rotor Ø	A B	B	666 mm	666 mm	666 mm
N° Belts			5+5	5+5	5 + 5
CAT.			II-III	II-III	II-III
RPM PTO	1000	Rotor revolutions / peripheral tool speed	1886 rpm 60 m/sec	1886 rpm 60 m/sec	1886 rpm 60 m/sec
HP max transmission			180 hp	180 hp	180 hp
Utilization			Rear mounted		

WKO	4400	5000	6000
MACHINE			
Removable tailgate for maintenance	✓	✓	✓
Automatic locking system	✓	✓	✓
Safety lock for hydraulic and automatic road transport	✓	✓	✓
Rear roller Ø 195 mm with taper roller bearings, with mud scraper	✓	✓	✓
Height adjustable side skids	✓	✓	✓
Road lights	•	•	•
Wheels	•	•	•
Central disc for cutting grass	•	•	•
TRASMISSION			
Transmission in oil bath with free wheel	✓	✓	✓
Toothed belts	✓	✓	✓
Electronically balanced rotor	✓	✓	✓
Oscillating bearings with double column of balls	✓	✓	✓
Safety valves on the cylinders	✓	✓	✓
Cardan shaft	•	•	•
Extra cost for rotor with hammers	•	•	•
HYDRAULIC SYSTEM			
Hydraulically adjustable double Rear bonnet (CE not available)	•	•	•

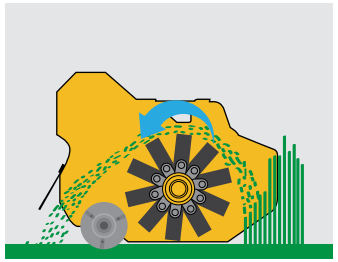



✓ STANDARD EQUIPMENT | • OPTIONAL EQUIPMENT | - NOT AVAILABLE

GRASS MAINTENANCE, FIBROUS PLANTS, STRAW, COTTON, POTATOES, CORN, ARTICHOKES, WIDE GREEN AREAS SET-ASIDE, PASTURES, SUNFLOWER STALKS, SORGHUM, TOBACCO, SUGAR CANE FIELDS OF PINEAPPLE

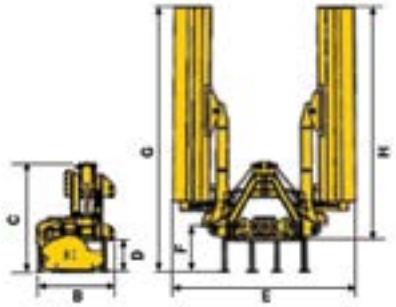

MEGA

PROFESSIONAL SERIES

120 - 200 HP

MEGA	A cm	B cm	C cm	D cm	E cm	F cm	G cm	H cm
830	841	123	170	543	284	709	411	364

DIRECTION OF ROTATION OF P.T.O.

STRENGTH POINTS

ELECTRONICALLY BALANCED ROTOR

OSCILLATING BEARINGS WITH DOUBLE COLUMN OF BALLS

FREE WHEEL IN THE GEAR BOX

DOUBLE FLANGE IN THE ROTOR

MEGA
PROFESSIONAL SERIES

MEGA			830
TECHNICAL SPECIFICATIONS			
Cutting box width			293+293 cm
Working width			830 cm
Machine weight			2650 - 2980 kg
tools	Knives ***standard*** **max Ø 4 cm**		N° 136
tools	Hammers ***optional*** **1,3 kg max Ø 6 cm**		N° 68
rotor Ø	A	A	194 mm
rotor Ø	B	B	666 mm
N° Belts			5+5
CAT.			III
RPM PTO	1000	Rotor revolutions / peripheral tool speed	1886 rpm 52 m/sec
HP max transmission			200 hp
Utilization			Rear mounted

MEGA	830
MACHINE	
Toothed belts	✓
Rear rollers Ø 194 mm self-cleaning height adjustable	✓
Height adjustable side skids	✓
Safety lock for hydraulic and automatic road transport	✓
Removable tailgate for maintenance	✓
Reflectors	✓
Road lights	•
2+2 Steering wheels (instead of the rollers)	•
TRASMISSION	
Transmission in oil bath with free wheel	✓
Electronically balanced rotor Ø 194 mm	✓
Double oscillating roller rotor bearings	✓
Cardan shaft 8x900 1" 3/4 Z6 + 1" 3/8 Z6	•

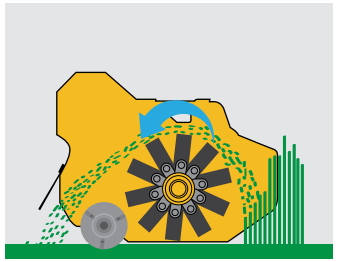



✓ **STANDARD EQUIPMENT** | • **OPTIONAL EQUIPMENT** | **- NOT AVAILABLE**

ORCHARDS, VINEYARDS, HAZELNUTS, SOLAR PANELS

FLAIL-D

AGRICULTURAL SERIES

50 - 110 HP

Inter-row disc with mechanical spring return. Possibility of adjusting the cutting inclination to adapt to tamping along vineyards and orchards, edges of drainage channels in orchards or on hilly terrain arranged in crags. The parallelogram installed allows to self-level and adapt to all ground situations.
To be fitting on models: DYNAMIC, EVO PLUS, SUPERIOR PLUS, KING EXTRA, FRUIT EXTRA.

FLAIL-D			
TECHNICAL SPECIFICATIONS			
Machine weight			170 kg
tools		Knives	N° 2
Hydraulic tank capacity			-
Minimum oil flow			35 L/MIN
RPM PTO	540	Rotor revolutions - Hp / Kw Shredder circuit	2800 rpm - 16/11 HP/KW
Utilization			Rear mounted
TRACTOR FEATURES			
Minimum weight			1500 kg
Minimum power required			50/36 CV/KW

FLAIL-D	
MACHINE	
Working inclination mechanical adjustment	✓
Working height Mechanical adjustment	✓
Automatic disc suspension	✓
Between-Row Disc Ø 600 mm	✓
Disc return by mechanical spring	✓
Heat exchanger (King Extra, Dynamic and Fruit Extra only)	•
Extra cost for between-row disc Ø 800 mm	•
HYDRAULIC SYSTEM	
Hydraulic motor with quick coupling hoses and safety valve	✓

ORCHARDS, VINEYARDS, HAZELNUTS, SOLAR PANELS

FLAIL-I

PROFESSIONAL SERIES

50 - 110 HP

Inter-row disc with independent hydraulic system, with controlled effort hydraulic return. There is the possibility of adjusting the hardness of the wheel return by means of a hydraulic valve chest distributor, this also allows use in vineyards and orchards with young plants. The double hydraulic pump installed guarantees maximum power and the high level of performance of the cut quality of the chopped product. Possibility of adjusting the cutting inclination to adapt it along vineyards and orchards, edges of drainage channels in orchards or on hilly terrain arranged in crags. The parallelogram installed allows to self-level and adapt to all ground situations. ***To be fitting on models: DYNAMIC, EVO PLUS, SUPERIOR PLUS, KING EXTRA, FRUIT EXTRA.***

FLAIL-I			
TECHNICAL SPECIFICATIONS			
Machine weight			250 kg
tools		Knives	N° 2
Hydraulic tank capacity			50 LT
Shredder system oil flow			40 L/MIN
RPM PTO	540	Rotor revolutions - Hp / Kw Shredder circuit	2800 rpm - 16/11 HP/KW
Utilization			Rear mounted
TRACTOR FEATURES			
Minimum weight			1500 kg
Minimum power required			50/36 CV/KW

FLAIL-I	
MACHINE	
Working inclination mechanical adjustment	✓
Working height Mechanical adjustment	✓
Automatic disc suspension	✓
Between-Row Disc Ø 600 mm	✓
Return of the disc with draft control	✓
Hydraulic valve chest distributor for engine ignition with remote cable control	✓
Valve chest distributor with remote control cable for position disc return	✓
Heat exchanger	•
Extra cost for Between-Row Disc Ø 800 mm	•
HYDRAULIC SYSTEM	
Independent hydraulic system with double pump	✓

✓ STANDARD EQUIPMENT | • OPTIONAL EQUIPMENT | - NOT AVAILABLE

ORCHARDS, VINEYARDS, HAZELNUTS, SOLAR PANELS

BIO CUT-D

AGRICULTURAL SERIES

50 - 110 HP

BIO CUT-D				LEFT HAND MODEL VM, VM TELESCOPIC, VM TELESCOPIC LP
TECHNICAL SPECIFICATIONS				
Machine weight			150 kg	150 kg
Minimum oil flow			35 L/MIN	35 L/MIN
RPM PTO	540	Rotor revolutions - Hp / Kw Shredder circuit	2200 rpm/ 16/11 HP/KW	2200 rpm/ 16/11 HP/KW
Utilization			Rear mounted	Rear mounted
Left hand version			-	✓
TRACTOR FEATURES				
Minimum weight			1500 kg	1500 kg
Minimum power required			50/36 CV/KW	50/36 CV/KW

BIO CUT-D		LEFT HAND
MACHINE		
Hydraulic motor with quick coupling hoses and safety valve	✓	✓
Disc Return by mechanical spring	✓	✓
Working inclination mechanical adjustment	✓	✓
Working height Mechanical adjustment	✓	✓

Mechanical weeder suitable for mowing inter-row grass and spalling.
To be fitting on models: DYNAMIC, FRUIT EXTRA, VM, VM TELESCOPIC, VM TELESCOPIC LP.

ORCHARDS, VINEYARDS, HAZELNUTS, SOLAR PANELS

BIO CUT-I

AGRICULTURAL SERIES

BIO CUT-I			
TECHNICAL SPECIFICATIONS			
Machine weight			225 kg
Hydraulic tank capacity			50 LT
Shredder system oil flow			40 L/MIN
RPM PTO	540	Rotor revolutions / peripheral tool speed	2200 rpm/ 16/11 HP/KW
Utilization			Rear mounted
TRACTOR FEATURES			
Minimum weight			1500 kg
Minimum power required			50/36 CV/KW

BIO CUT-I	
MACHINE	
Return Trough Mchanic Sring	✓
Hydraulic regulation of working inclination	✓
Hydraulic regulation of working height	✓
Flexible cables	✓
HYDRAULIC SYSTEM	
Independent hydraulic system with double pump and oil tank	✓

Mechanical weeder with independent hydraulic system suitable for mowing inter-row grass and spalling.
To be fitting on models: DYNAMIC, FRUIT EXTRA. (not with Central gear box)

✓ STANDARD EQUIPMENT | • OPTIONAL EQUIPMENT | - NOT AVAILABLE

ORCHARDS, VINEYARDS, HAZELNUTS, SOLAR PANELS

TIK-800

PROFESSIONAL SERIES

80 - 110 HP

Multi-purpose inter-row flail mulcher with independent hydraulic system.
Inter-row automatic with hydraulic retraction.
To be fitting on model: FRUIT EXTRA (not with Central gear box).

TIK			800
TECHNICAL SPECIFICATIONS			
Machine weight			420 kg
Tools	Knives *max Ø 3 cm*		N° 40
Tools	Hammers *max Ø 3 cm*		N° 30
Hydraulic tank capacity			90 lt
Shredder system oil flow			84 L/MIN
RPM PTO	540	Rotor revolutions - Hp / Kw Shredder circuit	3100 rpm - 50/37HP/KW
Utilization			-
TRACTOR FEATURES			
Minimum weight			2200 kg
Minimum power required			89/59 CV/KW

TIK	
MACHINE	
Hydraulic cutting head retracting with control rod	✓
Electro-hydraulic recall of the cutting head return	✓
Electro-hydraulic recall of the cutting head return	✓
Cutting head electro-hydraulic inclination	✓
Working height electro-hydraulic adjustment	✓
Cutting head Ignition with flexible cable	✓
800 mm cutting head with height-adjustable roller and 12.9 bolts	✓
Height-adjustable roller	✓
Oil cooler with automatic electric fan and branch protection carter	✓
Functions electric controls	✓
FUNCTIONS ELECTRIC CONTROLS	
Hydraulic motor in cast Iron Group 3 - 50 hp	✓
Independent hydraulic system with triple pumps group 3 in cast iron 84 l / min per rotor	✓

NO CE
ORSI

WHY ORSI?

ORSI offers a wide range of products, technical support, and with a dealer structure located all over the world, highly specialized and technically trained at the Factory. Choosing an ORSI machine means buying a Made in Italy quality product supported by qualified after-sales service. When you need spare parts or technical support, ORSI will always be by your side supporting you throughout the life of your machine. A professional farmer always tries to get one of our products, because choosing the best means choosing ORSI.

- Over 40 years of history, made up of experience in shredding and rewarded with recognized success by end users and professionals around the world.
- The ability to customize machines in order to satisfy individual needs and peculiarities from the different territories.
- A team of professionals at your service with technical support available to our dealers to quickly solve any problems.
- Custom tests for each machine before being delivered to the customer.
- A stock of original spare parts always available at dealers place,or at our warehouse in Italy that can be delivered with the best domestic or international couriers.
- The ability to consult all products online thanks to the website always updated with all the information necessary for the prospective purchaser or for if you need after-sales support.

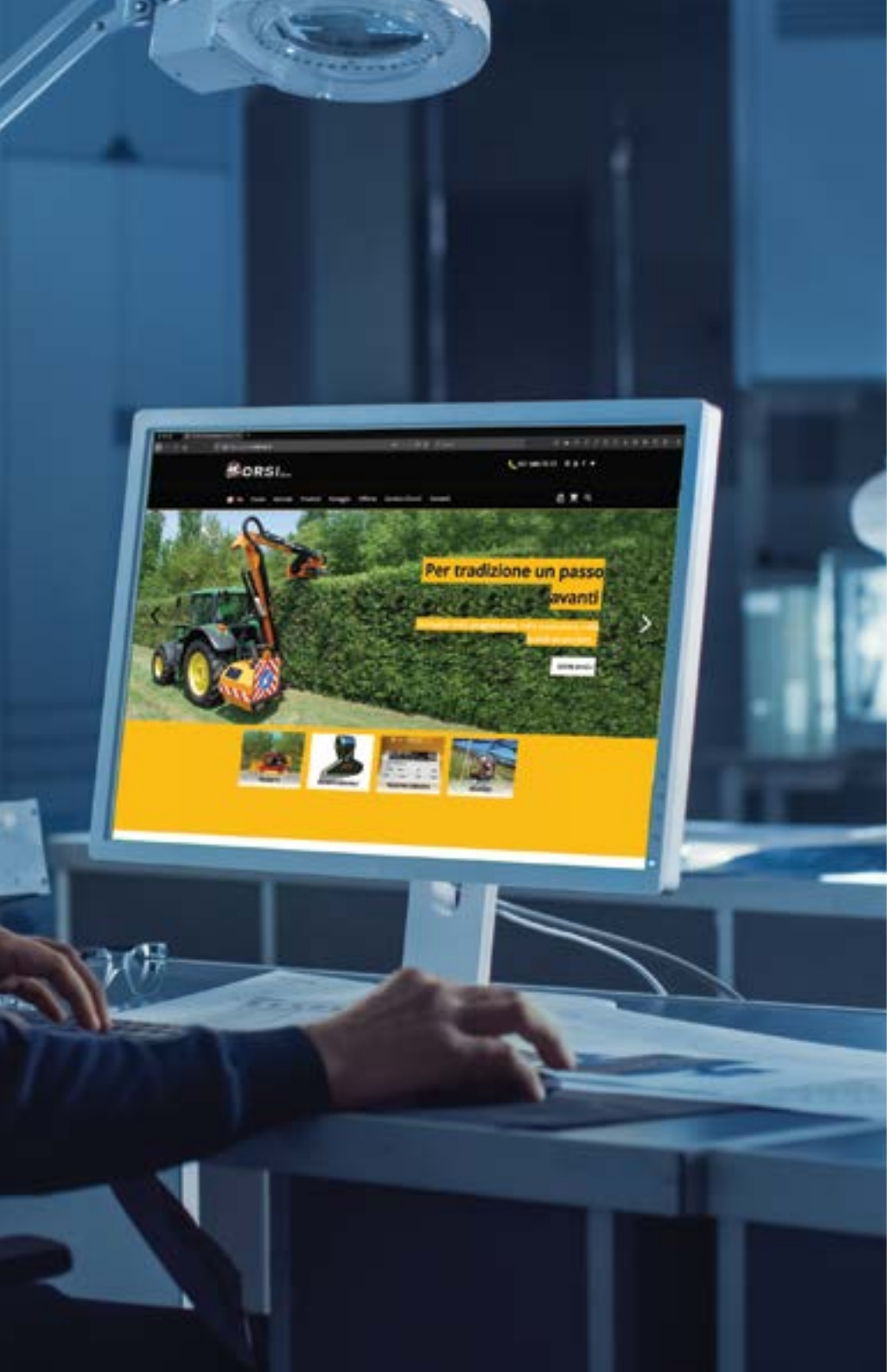

FORESTRY MULCHER

A wide range of forestry mulchers suitable for many uses such as shredding large wood, twigs, shrubs, and particularly suitable also for agricultural use, for example for mulching prunings in orchards. A wide range for tractors from 70 up to 300 hp, with different types of rotor, with fixed or retractable teeth enabling them to handle different processing needs.

HEDGE CUTTERS

ORSI world leader recognized for its great experience in this area offers a wide range necessary for different types of work, a range especially dedicated to agriculture and a professional range for contractors or specialized road side maintanance where machines with high hourly performance and reliability are demanded.

FOR INFORMATION ON ORSI MODELS VISIT OUR WEBSITE WWW.ORSIGROUP.IT

EXCAVATOR CUTTING HEADS

Special Mulcher cutting heads suitable for excavators or skid - steer units, using the hydraulic system of these machines for powering the rotor, Orsi offers a complete range for all needs. You can choose between different models, by power and weight of the machine, type of field and desired result: choose between mulcher for excavator, s for mini excavator, shredder for skid steer loaders, stump grinders for excavators, forestry rotors as well as special applications such as hedge bars or disc bars.

SNOW CLEARANCE MACHINES

Orsi, with the acquisition in 2013 of the historic ASSALONI company specializing in snow maintenance machines offers all its customers a wide range of snow plows, salt spreaders, turbine snow blowers suited to your needs.

« The first Orsi Mulcher was purchased by my family about 25 years ago. The main quality we were looking for was reliability and performance of the machines in very difficult field conditions. The ORSI machines we have had are as reliable as possible, and have always done the work in the fields very well and importantly, we are extremely happy with the service. »

Azienda Agricola Boselli
Daniele e Filippo (BOLOGNA) Italia

ORSI Group

Distribué par / Distributed by :

MTI CANADA

MTI Canada
Tél. / tel.: 418 839-4127
Français: 1 866 667-6328
English: 1 866 718-4746
Téléc. / Fax: 1 800 363-7157
www.mticanada.ca • info@mticanada.ca

Con il contributo del Fondo europeo di sviluppo regionale
Photos, drawings and technical data are approximate and not binding. Features and specifications are subject to change without notice.