



**IGLAND**



# **PRODUCT CATALOGUE**

**2021/2022**



# Tractor chains

IGLAND is along with TRYGG tirechain, brands produced by Nøsted &. Combine your IGLAND products with TRYGG tirechains. Scan qr code and find the chain for your vehicle.



## INDEX

---



### FOREST

page 5-29

- Winches
- Components
- Accessories
- Timber trailer and cranes



### FIRE WOOD

page 30-34

- Logsplitter
- Wood processors
- Accessories



### ROAD

page 35-49

- Rear blade
- Sand spreader
- Snow blower V-type SlideFlex
- Two stage Snow blower
- Two stage Snow blower SlideFlex
- Snow plow



### LIFT

page 50-67

- Round bale tipper
- Round bale claw
- Round bale handler
- Round bale spear
- Pallet forks and Multigrip
- Grapple - **NEWS! GR 30**
- Storsekkløft
- Frontskjærblad







## **IGLAND – a product by Nøsted &**

IGLAND has been a leader in efficient operating technology for agricultural tractors for over 70 years and the IGLAND winch is a well-known brand worldwide. IGLAND has since the beginning been best known for forest winches and timber trailers but has also developed new products in snow removal, lifting and road maintenance.

IGLAND products are exported to large parts of Europe, Africa, South America, the United States, and Canada. Iglan has since 2001 been part of Nøsted AS in Norway.

### **Contact us!**

Visit our webpage to find out more about our products or find our contact information.







**IGLAND FOREST**





TECH. DATA:	2501
Pulling capacity:	25 kN (2,5 tons)
Fits tractors:	11-25 kW (15-35 hp)
Safety brake:	No
Weight:	127 kg
Width:	0,92 meter
Height:	129 cm

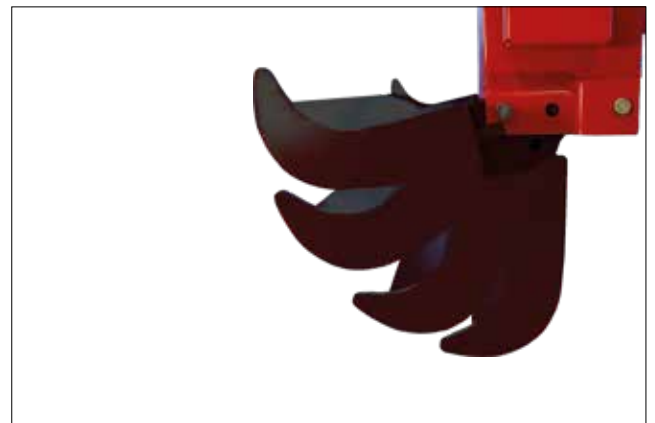


With this series, you get powerful and reliable forest winches, suitable for intermediate tasks and fits agricultural tractors from 15 hp up to 80 hp. The winches have optional high and low pull-in blocks. High pull in block provides better "lifting" of the logs during winching. The winches are operated mechanically with cord system but can also be supplied with radio control. A specially designed hinged logging plate, "carries" the timber over stumps and stones. Long distance between top block and drum provides a nice distribution of the steel rope on the entire drum. The series is equipped with Anti-backlash brake and full cable guard that prevent the tracing of steel wire on the drum. The winch has ratchet brake and 3-point hitch as standard. See options for upgrading.



### PART NR. DESCRIPTION

IG308010	IGLAND 2501
IG022151	Chainsaw holder
IG200159	Steel wire rope, 8 mm 40 m w/end hook
IG200810	Slider with swivel
IG201201	Choker chain, 6 t
IG209100	Power transmission shaft



Hinged loggingplate

OPTIONS / ACCESSORIES SEE PAGE 19-23

## IGLAND 3501



## IGLAND 4501



TECH. DATA:	3501
Pulling capacity:	35 kN (3.5 tons)
Fits tractors:	26 - 52 kW (35 - 70 hp)
Safety brake:	No
Weight:	200 kg
Width:	1,22 meter
Height:	160 cm

TECH. DATA:	4501
Pulling capacity:	45 kN (4,5 tons)
Fits tractors:	26 - 52 kW (35 - 70 hp)
Safety brake:	No
Weight:	260 kg
Width:	1,50 meter
Height:	190 cm

PART NR.	DESCRIPTION
IG300740	Igland 3501
IG022150	Oil Can Holder
IG022151	Chainsaw holder
IG200166	Steel wire rope, 9-50-5300
IG200810	Slider with swivel
IG201201	Choker chain, 6 t
IG209100	Power transmission shaft
IG095440	Radio operation

PART NR.	DESCRIPTION
IG300052	Igland 4501
IG022150	Oil Can Holder
IG022151	Chainsaw holder
IG200171	Steel wire rope, 10-50-6570
IG200810	Slider with swivel
IG201201	Choker chain, 6 t
IG209120	Power transmission shaft
IG095229	Radio operation



OPTIONS / ACCESSORIES SEE PAGE 19-23



# IGLAND 42



Ideal for quick connection!

See page 21

TECH. DATA:	42
Pulling capacity:	42 kN (4,2 tons)
Fits tractors:	30 - 52 kW (40 - 70 hp)
Safety brake:	No
Weight:	226 kg
Width:	1,44 meter
Height:	131 cm



# IGLAND 42 WINCH

Igland 42 is a powerful, strong and reliable forest winch with good working capacity. The winch has a simple construction and is very easy to operate and to maintain. Large drum capacity allows for different selections of steel ropes. The winch is operated by cord from the tractor seat or in the distance to the sides. Ideal for small to medium tractors, for example, it is particularly suitable for e.g. Accord (Triangle) quick coupler (optional).



PART NR.	DESCRIPTION
IG308020	Igland 42
IG022150	Oil Can Holder
IG022151	Chainsaw holder
IG200171	Steel wire rope, 10-50-6570
IG200810	Slider with swivel
IG201201	Choker chain, 6 t
IG209100	Power transmission shaft
IG095450	Radio operation



OPTIONS / ACCESSORIES SEE PAGE 19-23



## IGLAND 42S



## IGLAND 5001



### IGLAND 42S WINCH

Igland 42 s is robust, stable and efficient forest winch. Suitable for agricultural tractors from 40 - 70 hp. This winch are equipped with an automatic safety brake that makes the winch more user-friendly and more flexible in transition from start to stop. Extremely simple functional principles, suitable for beginners. The winch has a fully welded construction that requires little maintenance. Anti-backlash brake and full cable guard. With the right accessories, this winch is a perfect choice for those looking for a "pro-winch" in a mini-format.

TECH. DATA:	42S
Pulling capacity:	42 kN (4,2 tons)
Fits tractors:	30 - 52 kW (40 - 70 hp)
Safety brake:	Yes
Weight:	235 kg
Width:	1,44 meter
Height:	131 cm

PART NR.	DESCRIPTION
IG308030	Igland 42S
IG022150	Oil Can Holder
IG022151	Chainsaw holder
IG200171	Steel wire rope, 10-50-6570
IG200810	Slider with swivel
IG201201	Choker chain, 6 t
IG209100	Power transmission shaft
IG095226	Radio operation

### IGLAND 5001 WINCH

Igland 5001 is a solid and reliable winch that have easy maintenance and fit most agricultural tractors from 50 - 80 hp. This winch have a simple construction and are easy to use. The drum capacity allows for various size of wire rope. 5001 is operated with a cord from the tractor seat, or at a safe distance to the side. RC is an option. Features adjustable PTO-drive height, to accommodate a wide range of tractors. This winch have a normal ratchet brake and in addition an anti-backlash brake. All winches have 3-point hitch. See options for upgrading.

TECH. DATA:	5001
Pulling capacity:	50 kN (5,0 tons)
Fits tractors:	37 - 60 kW (50 - 80 hp)
Safety brake:	No
Weight:	285 kg
Width:	1,50 meter
Height:	148 cm

PART NR.	DESCRIPTION
IG300720	Igland 5001
IG022150	Oil Can Holder
IG022151	Chainsaw holder
IG200176	Steel wire rope, 11-50-7760
IG200810	Slider with swivel
IG201504	Choker chain, 6,7 t
IG209120	Power transmission shaft
IG095230	Radio operation

OPTIONS / ACCESSORIES SEE PAGE 19-23

## IGLAND 55A



TECH. DATA:	55A
Pulling capacity:	55 kN (5,5 tons)
Fits tractors:	45 - 69 kW (60 - 95 hp)
Safety brake:	Yes
Weight:	310 kg
Width:	1,5 meter
Height:	160 cm



## IGLAND 55A WINCH

Powerful one-drum forest winch for those who want to pile up large amounts of timber. The above-average drum has the capacity to accommodate a wide range of wire rope in adequate lengths. A rugged and simple construction with a low centre of gravity provides good visibility from the tractor cabin. This winch is equipped with a double clutch for greater reliability, less wear and longer lifespan. A logging plate width of 1.5 meter is ideal for loading site work and provides excellent support when pulling in timber.



PART NR.	DESCRIPTION	PRICE, EUR
IG300925	Igland 55A	
IG022150	Oil Can Holder	
IG022151	Chainsaw holder	
IG199564	Steel wire rope, 10-70-9200	
IG201210	Slider with swivel	
IG201504	Choker chain, 6,7 t	
IG209120	Power transmission shaft	
IG091174	Radio operation	
IG153217	Pullmatic w/radio	



OPTIONS / ACCESSORIES SEE PAGE 19-23



## IGLAND 60



## IGLAND 60 WINCH

Powerful one-drum forest winch for those in need of a powerful and reliable winch. IGLAND 60 has an unusually large drum capacity to provide space for a wide range of wire rope in adequate lengths. A rugged and simple design with large logging plate provides excellent ground support. The winch is equipped with a double clutch for greater reliability, less wear and longer lifespan.



TECH. DATA:	60
Pulling capacity:	60 kN (6 tons)
Fits tractors:	45 - 74 kW (60 - 100 hp)
Safety brake:	Yes
Weight:	390 kg
Width:	1,73 meter
Height:	207 cm

### PART NR. DESCRIPTION

IG300910	Igland 60
IG022150	Oil Can Holder
IG022151	Chainsaw holder
IG199564	Steel wire rope, 10-70-9200
IG201210	Slider with swivel
IG201504	Choker chain, 6,7 t
IG209120	Power transmission shaft
IG091174	Radio operation
IG153508	Pullmatic w/radio
IG095040	Electro hydrate oil supply



OPTIONS / ACCESSORIES SEE PAGE 19-23



FOREST

## IGLAND 65H



TECH. DATA:	65H
Pulling capacity:	65 kN (6,5 tons)
Fits tractors:	45 - 90 kW (60 - 120 hp)
Safety brake:	Yes
Weight:	615 kg
Width:	1,95 meter
Height:	215 cm



## IGLAND 65H WINCH

Powerful one-drum forest winch for those in need of a powerful and reliable winch. This is a "heavy-duty" winch intended for large tasks and provides good working conditions. IGLAND 65H has the capacity to accommodate a wide range of wire rope in adequate lengths. Rugged and simple design with large logging plate provides excellent ground support. IGLAND 65H can be fitted with an hydraulic adjustable pulling point if desired. This winch has electrohydraulic high pressure operation with self-contained hydraulics.



PART NR.	DESCRIPTION
IG300940	Igland 65H
IG022150	Oil Can Holder
IG022151	Chainsaw holder
IG199564	Steel wire rope, 10-70-9200
IG201210	Slider with swivel
IG201504	Choker chain, 6,7 t
IG209120	Power transmission shaft
IG090656	7-pols contact
IG091175	Radio operation
IG164008	Pullmatic



OPTIONS / ACCESSORIES SEE PAGE 19-23



## IGLAND 85H




TECH. DATA:	85H
Pulling capacity:	85 kN (8,5 tons)
Fits tractors:	66 – 103 kW (90 – 140 hp)
Safety brake:	Yes
Weight:	880 kg
Width:	2,06 meter
Height:	230 cm




## IGLAND 85H WINCH

IGLAND most powerful one-drum forest winch. This is a very solid and robust winch designed for large tasks. The winch is equipped with a large logging plate providing excellent ground support and is ideal for timber stacking at the loading site. Very good drum capacity provides good choices of wire. The winch is equipped with a double clutch for greater reliability, less wear and longer lifespan. The construction of the winch provides excellent haul-in characteristics. 85H has a SPOOLMATIC coil unit which distributes the wire rope evenly across the drum that ensures high traction during haul-in. IGLAND 85H can be fitted with an hydraulic adjustable pulling point as option. This winch has electrohydraulic high pressure operation witself-contained hydraulics.



PART NR.	DESCRIPTION
IG300191	Igland 85H
IG022150	Oil Can Holder
IG022151	Chainsaw holder
IG199584	Steel wire rope, 10-70-9200
IG201210	Slider with swivel
IG201700	Choker chain, 10 t
IG209140	Power transmission shaft
IG090656	7-pols contact
IG091175	Radio operation
IG184008	Pullmatic



OPTIONS / ACCESSORIES SEE PAGE 19-23



FOREST

## IGLAND 5002 Pento TL



TECH. DATA:	5002 Pento TL
Pulling capacity:	50 kN (5 tons) pr. drum
Fits tractors:	52 – 81 kW (70 – 110 hp)
Safety brake:	Yes
Weight:	683 kg
Width:	2.05 meter
Height:	160 cm



## IGLAND 5002 PENTO TL WINCH

IGLAND 5 ton double-drum forestry winch. This model is ideal for thinning of forest and makes the final harvesting easy. The winch is designed for mounting on farm tractors with a 3-point hitch. The pull capacity is 50 kN (5 tons) for each drum. The advantage of double-drum winch is the ability to distribute the load on two wire ropes. This results in the timber being more manageable, which in turn results in safer and more productive working conditions.



PART NR.	DESCRIPTION
IG300491	5002 Pento TL
IG022150	Oil Can Holder
IG022151	Chainsaw holder
IG199564	Steel wire rope, 10-70-9200
IG201210	Slider with swivel
IG201504	Choker chain, 6,7 t
IG209140	Power transmission shaft
IG090656	7-pols contact
IG091178	Radio operation



OPTIONS / ACCESSORIES SEE PAGE 19-23



## IGLAND 6002 Pronto TLP



TECH. DATA:	6002 Pronto TLP
Pulling capacity:	60 kN (6 tons) pr. drum
Fits tractors:	52 – 88 kW (70 – 120 hp)
Safety brake:	Yes
Weight:	838 kg
Width:	2.20 meter
Height:	185 cm



## IGLAND 6002 PRONTO TLP WINCH

IGLAND 6 ton double-drum forestry winch. A professional winch that meets the requirements of strength for tough challenges that forestry equipment are exposed for.

The winch is designed for mounting on farm tractors with a 3-point hitch. The winch is equipped with electrohydraulic high pressure operation with self-contained hydraulics with oil supply system (separate pump and oil tank), independent of the tractor's hydraulic system. This eliminates the possibilities for contamination when transferred from / to the tractor's hydraulic system and also protects the environment from oil spills, related to equipment replacement or changes. The large drums make it possible to maintain traction over long stretches. The pull capacity is 60 kN (6 tons) for each drum. The advantage of a double-drum winch is the ability to distribute the load on two wire ropes. This results in the timber being more manageable, which in turn results in safer and more productive working conditions.



PART NR.	DESCRIPTION
IG300612	6002 Pronto TLP
IG022150	Oil Can Holder
IG022151	Chainsaw holder
IG199564	Steel wire rope, 10-70-9200
IG201210	Slider with swivel
IG201504	Choker chain, 6,7 t
IG209140	Power transmission shaft
IG090656	7-pols contact
IG091178	Radio operation
IG165103	Pullmatic w/radio



OPTIONS / ACCESSORIES SEE PAGE 19-23



FOREST

## IGLAND 9002 Maxo TLP



TECH. DATA:	9002 Maxo TLP
Pulling capacity:	90 kN (9 tons) pr. drum
Fits tractors:	fra 59 kW (80 hk) and upwards
Safety brake:	Yes
Weight:	877 kg
Width:	2,20 meter
Height:	185 cm



## IGLAND 9002 MAXO TLP WINCH

IGLAND 9 ton double-drum forestry winch. A professional winch that meets the requirements of strength for tough challenges that forestry equipment are exposed for. The winch is designed for mounting on farm tractors with a 3-point hitch. The winch is equipped with electrohydraulic high pressure operation with self-contained hydraulics with oil supply system (separate pump and oil tank), independent of the tractor's hydraulic system. This eliminates the possibility of contamination when transferred from/to the tractor's hydraulic system and protects the environment from oil spills, related to equipment replacement or changes. Large drum makes it possible to maintain traction over long stretches. The pull capacity is 90 kN (9 tons) for each drum. The advantage of double-drum winch is to be able to distribute the load on two wire ropes. This results in the timber being more manageable, which in turn results in safer and more productive working conditions.



PART NR.	DESCRIPTION
IG300622	9002 Maxo TLP
IG022150	Oil Can Holder
IG022151	Chainsaw holder
IG199584	Steel wire rope, 10-70-11100
IG201210	Slider with swivel
IG201700	Choker chain, 10 t
IG209140	Power transmission shaft
IG090656	7-pols contact
IG091178	Radio operation
IG165103	Pullmatic w/radio



OPTIONS / ACCESSORIES SEE PAGE 19-23



## 2-DRUM WINCH-HEAD



### 2-DRUM WINCH-head

- IG300498 **IGLAND 5002 Pento**  
El.hydr. operation LH, sprocket wheel backward, includes drive chain, 13-pole contact. Universal resistance-free coupling is included.  
NB! For sprocket wheel forward, see part number: IG300983 / IG300984
- IG300618 **IGLAND 6002 Pronto**  
Electrohydraulic high pressure operated winch with self-contained hydraulics with oil supply system (separate pump and oil tank), independent of the tractor's hydraulic system. Sprocket wheel backward, includes drive chain and 13-pole contact.  
NB! For sprocket wheel forward, see part number: IG300983 / IG300984
- IG300630 **IGLAND 9002 Maxo**  
Electrohydraulic high pressure operated winch with self-contained hydraulics with oil supply system (separate pump and oil tank), independent of the tractor's hydraulic system. Sprocket wheel backward, includes drive chain and 13-pole contact.  
NB! For sprocket wheel forward, see part number: IG300983 / IG300984

#### Extra equipment fitted for 2-DRUM WINCH-HEAD, ONLY FACTORY INSTALLED:

- IG300984 Sprocket wheel forward (6002 Pronto, includes chain-wheel and chain tension adjuster)
- IG300983 Sprocket wheel forward (5002 Pento, 9002 Maxo, includes chain-wheel and chain tension adjuster)
- IG300981 High pressure hydraulic with automatic brake for open centre
- IG300982 High pressure hydraulic with automatic brake for closed centre
- IG090656 7-pole socket

#### Extra equipment fitted for 2-DRUM WINCH-HEAD, FOR RETROFITTING:

- IG091178 Radio remote control IGLAND T-200, 6 functions including 2 functions for controlled load release
- IG090657 7-pole socket for radio
- IG091442 RPM control of tractor, on / off (only available together with IG091178 radio)
- IG022120 Pressure-gauge for control of oil-pressure (6002 Pronto, 9002 Maxo)
- IG022121 Pressure-gauge for control of oil-pressure (5002 Pento)
- IG090378 Oil distribution valve for tractor with oil capacity exceeding 55 l / min (5002 Pento)
- IG049450 Closed central (Old John Deere) for 5002 Pento
- IG049851 Closed central (Old John Deere) for 5002 Pento

## 3-POINT ATTACHEMENT LIGNA



### For 2-drum winch heads

- IG316004 **IGLAND TL 3-point attachment**  
Includes Ligna logging plate 2.05 m, single sheave propeller port, winch chair with top stay and protective wire grid

#### Options special fitted for TL 3-point attachment:

- IG070987 TRIANGLE, Special fitted quick coupler (Norwegian market)
- IG070988 Double sheave propeller port
- IG159337 Top grid height/width - 78/90 cm

## TLP 3-POINT ATTACHMENT



### For 2-drum winch heads

- IG316020 **IGLAND TLP 3-point attachment**  
with TLP logging plate 220 cm width and 110 cm height, double sheave propeller port, winch chair, top stay and wire grid is included

#### Options special fitted for TLP 3-point attachment

- IG159337 Top grid height/width - 78/90 cm
- IG075010 Topstay, special for TLP

## WINCH-STOOLS

### Winch-Stools

IG070819 IGLAND winch-stool including TL 3-point attachment sprocket wheel, chain tension adjuster, chain guard, fastening screws / bolts, top stay and parking-support

IG070815 Only winch-stool

IG070985 IGLAND winch-stool with TRIANGLE quick coupler including sprocket plate, chain tensioner, chain screen, chain screws, parking leg

IG070970 Only winch-stool (Norwegian market)

#### Necessary extra equipment for old logging shield, for welding:

IG070984 Mounting lugs for TRIANGLE (Norwegian market)

IG070998 Mounting lugs for 3-point

IG070819



IGLAND winch-stool including TL 3-point attachment

IG070985



IGLAND winch-stool with TRIANGLE quick coupler

NB: THE PERSON WHO CONSTRUCTS NEW DETAILS ON THE MACHINE, IS RESPONSIBLE FOR THE EXTENSION AND MUST FOLLOW THE RULES OF THE MACHINE DIRECTIVE (CE)

## FOR FIX MOUNTING

### For 2-drum winch heads



IG070673

Ligna logging plate with attachment ears for tractor drawbars, without port section and protective wire grid. Height / width: 83 / 205 cm 2.300,-



IG155040

Propeller port with single sheave



IG155042

Propeller port with double sheaves



IG021527

Protective wire grid. Height/width: 80/123 cm. For mounting on Ligna logging plate



IG159337

Top Grid. Height/width: 78/90 cm



IG070045

Top stay min. 25 cm long. For mounting between winch-head and logging plate



IG070272

Standard chain wheel 3/4", 19 teeth to mount on tractors PTO



IG070430

Chain tension adjuster complete



IG070644

Roll-port section, right and left, includes intermediate iron fitting

MODEL	MAX THEORETICAL STEEL WIRE ROPE CAPACITY, ISO 6678 - REGULAR STEEL WIRE ROPE					COMPACT STEEL WIRE ROPE, 40% STRONGER		
	8 mm	9 mm	10 mm	11 mm	12 mm	10 mm	11 mm	12 mm
<b>Single-drum winch:</b>								
IGLAND 2501	62 m *	50 m	40 m	-	-	-	-	-
IGLAND 3501	90 m	71 m *	58 m *	48 m	-	-	-	-
IGLAND 42	114 m	90 m	73 m *	60 m *	48 m	-	-	-
IGLAND 42 S	127 m	98 m	77 m *	62 m *	50 m	-	-	-
IGLAND 4501	114 m	90 m	73 m *	60 m *	48 m	-	-	-
IGLAND 5001	157 m	124 m	100 m	83 m *	70 m *	-	-	-
IGLAND 55 A	210 m	162 m	128 m	103 m *	85 m *	120 m	103 m	85 m
IGLAND 60	210 m	162 m	128 m	103 m *	85 m *	128 m	103 m	85 m
IGLAND 65H	242 m	186 m	147 m	118 m	97 m *	147 m	118 m	97 m
IGLAND 85H	340 m	260 m	210 m	170 m	140 m	210 m	170 m	140 m
<b>2-drum winch:</b>								
IGLAND 5002 Pento TL	242 m	186 m	147 m	118 m *	97 m *	147 m	118 m	97 m
IGLAND 6002 Pronto TLP	242 m	186 m	147 m	118 m	97 m *	147 m	118 m	97 m
IGLAND 9002 Maxo TLP	323 m	249 m	198 m	160 m	131 m	192 m	160 m	131 m
*Recommended wire rope diameter when using wire rope construction 6x26 WS+IWRC 180 kp						Recommended wire rope diameter with compact wire rope		



## Wire rope including end hook and loop

(6 x 26 WS+IWRC 180 kp - acc. ISO 4254-4)

ITEM. NR	DIA	LENGTH	WEIGHT	BREAKING LOAD
IG200117	8 mm	35 m	9,5 kg	4200 kg
IG200159	8 mm	40 m	11,0 kg	4200 kg
IG200160	8 mm	50 m	13,5 kg	4200 kg
IG200156	8 mm	60 m	16,0 kg	4200 kg
IG200157	8 mm	70 m	18,0 kg	4200 kg
IG200162	8 mm	80 m	21,5 kg	4200 kg
IG200161	8 mm	100 m	26,0 kg	4200 kg
IG200165	9 mm	35 m	11,0 kg	5300 kg
IG200167	9 mm	40 m	13,0 kg	5300 kg
IG200166	9 mm	50 m	15,5 kg	5300 kg
IG200163	9 mm	60 m	18,5 kg	5300 kg
IG200164	9 mm	70 m	21,5 kg	5300 kg
IG200168	9 mm	75 m	23,0 kg	5300 kg
IG200169	9 mm	80 m	24,5 kg	5300 kg
IG200170	10 mm	35 m	14,5 kg	6570 kg
IG200172	10 mm	40 m	16,0 kg	6570 kg
IG200171	10 mm	50 m	20,0 kg	6570 kg
IG200173	10 mm	60 m	24,0 kg	6570 kg
IG200140	10 mm	70 m	27,5 kg	6570 kg
IG200174	10 mm	75 m	29,5 kg	6570 kg
IG200141	10 mm	80 m	31,5 kg	6570 kg
IG200175	11 mm	35 m	17,5 kg	7760 kg
IG200176	11 mm	50 m	24,0 kg	7760 kg
IG200177	11 mm	60 m	28,5 kg	7760 kg
IG200178	11 mm	70 m	33,0 kg	7760 kg
IG200179	11 mm	80 m	38,0 kg	7760 kg
IG200180	12 mm	35 m	20,5 kg	9450 kg
IG200181	12 mm	50 m	30,0 kg	9450 kg
IG200184	12 mm	60 m	34,0 kg	9450 kg
IG200182	12 mm	70 m	39,6 kg	9450 kg
IG200183	12 mm	80 m	45,0 kg	9450 kg
IG200188	12 mm	100 m	56,0 kg	9450 kg

## Wire rope for high lead, including snap link and wire spool

(6 x 26 WS+IWRC 180 kp - iht. ISO 4254-4)

ITEM. NR	DIA	LENGTH	WEIGHT	BREAKING LOAD
IG200393	8 mm	200 m	58 kg	4200 kg
IG200394	8 mm	250 m	73 kg	4200 kg
IG200395	8 mm	400 m	116 kg	4200 kg
IG200415	10 mm	200 m	80 kg	6570 kg
IG200413	10 mm	250 m	105 kg	6570 kg
IG200416	10 mm	400 m	160 kg	6570 kg

## Compact steel wire rope with endhook and loop

(6 x 25 FI+IWRC 200 kp) - MADE ON ORDER

ITEM.NR	DIA	LENGTH	BREAKING LOAD
IG199560	10 mm	35 m	9200 kg
IG199562	10 mm	50 m	9200 kg
IG199563	10 mm	60 m	9200 kg
IG199564	10 mm	70 m	9200 kg
IG199566	10 mm	80 m	9200 kg
IG199580	11 mm	35 m	11100 kg
IG199582	11 mm	50 m	11100 kg
IG199583	11 mm	60 m	11100 kg
IG199584	11 mm	70 m	11100 kg
IG199586	11 mm	80 m	11100 kg
IG199600	12 mm	35 m	13300 kg
IG199602	12 mm	50 m	13300 kg
IG199603	12 mm	50 m	13300 kg
IG199604	12 mm	70 m	13300 kg
IG199606	12 mm	80 m	13300 kg

## Wire rope swaged without end hook and loop (compact) (price pr. metre) - MADE ON ORDER

ITEM. NR	DIA x LENGTH	BREAKING LOAD
IG199510	10 mm	9200 kg
IG199511	11 mm	11100 kg
IG199512	12 mm	13300 kg

Compact (swaged) wire rope is 40% stronger then normal wire rope.

\* Recommendes wire clampand end hook for compact wire rope

## Steel wire rope / steel wire rope accessories

(Finished lengths on wire spool)

ITEM. NR	DIA x LENGTH	WEIGHT
IG200010	5 mm x 100 m	11 kg
IG200011	5 mm x 200 m	22 kg
IG200012	5 m m x 250 m	27 kg
IG200013	5 mm x 500 m	54 kg
IG200020	6 mm x 100 m	15 kg
IG200021	6 mm x 200 m	31 kg
IG200022	6 mm x 250 m	38 kg
IG200023	6 mm x 500 m	74 kg

## Steel wire rope / steel wire rope accessories

Price pr. meter - special order

ITEM. NR	DIA x LENGTH	FRACTURE LOAD
IG200030	2 mm AISI 316, 7 x 19	212 kg
IG200031	3 mm AISI 316, 7 x 19	469 kg
IG200032	4 mm AISI 316, 7 x 19	834 kg
IG200033	5 mm AISI 316, 7 x 19	1300 kg
IG200034	6 mm AISI 316, 7 x 19	1800 kg
IG200035	8 mm AISI 316, 7 x 19	3330 kg

MINIMUMS DELIVERY: 100 m pr. dimension



## Regular steel wire rope Price pr. meter - special order

ITEM. NR	DIA
IG200388	8 mm 6 x 26 WS + IWRC 180 kp
IG200398	9 mm
IG200408	10 mm
IG200418	11 mm
IG200428	12 mm
IG200460	Cutting charge for length under < 100 m



## Wire spool

ITEM. NR	
IG200466	Cross (wirespool), for length over 100 meter



**NB!**  
**Not allowed for lifting purposes!**

## Loop

IG200461 Maks 12 mm wire rope



## Loop with end hook

IG200462 Maks 12 mm wire rope



## Loop inc. quick release coupling

IG200463 Maks 12 mm wire rope



## \* Special wire clamp

IG022350	Fits 9-10 mm
IG022351	Fits 11 mm
IG022352	Fits 12-13 mm



## Snap link set

IG200640 Complete, IG200641+IG200642



## Notch ring

IG200641 4t, m/ spor D



## Split ring

IG200642 4t, Åpen C



## \* End hooks

IG200723 16t, Max 12 mm steel wire rope



## Stop plate for slider

IG200647 For slider 6000 kg  
8-11 mm steel wire rope



## CHOKER CHAINS

### Choker chains (Fits gliders no. IG201210)



IG201201/  
IG201205

**NB!**  
**Not allowed for lifting purposes!**



ITEM. NR	TYPE	DIA	TYPE	LENGTH	WEIGHT	BREAKING LOAD
IG201201	Gold chain including hook and cross pin	6,6 mm	Rund	1,5 m	1,6 kg	6000 kg
IG201205	Gold chain including hook and cross pin	6,6 mm	Rund	2,0 m	2,0 kg	6000 kg
IG201503	Gold chain including hook and cross pin	6x7 mm	Firkant	1,5 m	1,9 kg	6700 kg
IG201504	Gold chain including hook and cross pin	6x7 mm	Firkant	2,0 m	2,4 kg	6700 kg
IG200691	Choker chain including joint loop and search needle	7x2 mm	Rund	2,2 m	2,1 kg	5000 kg
IG31316230	Chokerchain, Canadian w/ ring and search needle	7x2 mm	Rund	2,2 m	2,2 kg	5000 kg
IG201511	Gold chain including hook and search needle	6x7 mm	Firkant	2,0 m	2,4 kg	6700 kg
IG201507	Gold chain - price pr. meter	6x7 mm	Firkant			6700 kg
IG201600	Gold chain including hook and search needle	8,0 mm	Rund	2,0 m	3,2 kg	8400 kg
IG201700	Gold chain including hook <b>TRYGG HQ</b>	8x8 mm	Firkant	2,0 m	3,5 kg	10000 kg

READY FOR DELIVERY IN 10 PACKS

## Fibre strap

ITEM. NR	TYPE	WLL	TYPE	LENGTH	WEIGHT	BREAKING LOAD
L1301001	Fibre strap / Round sling	1000 kg	Violet	0,5 m	0,15 kg	6000 kg
L1301002	Fibre strap / Round sling	1000 kg	Violet	1,0 m	0,30 kg	6000 kg
L1301003	Fibre strap / Round sling	1000 kg	Violet	1,5 m	0,45 kg	6700 kg





## GLIDERS

### Slider complete w/ keyhole



IG201210 Specially formed keyhole with stop cam.  
Adapted 6.6 – 8.0 mm chain, 0.6 kg

### Slider complete w/ ring and splint



IG200708 Specially formed with ring  
for fiber straps

### Slider complete w/ swivel and keyhole



IG200810 Specially formed with swivel. 160 mm  
Fits 6,6 - 8,0 mm chain, 0,6 kg

### Slider complete w/ bolt and nut



IG200705 For wire rope diameter 8 – 13 mm

## HOOKS

### Chainhook w/ splint



IG200693 Type IGLAND, bruddstyrke 8t,  
85 mm, 0,3 kg

### End hook



IG200723 For 8-12 mm ståltau, 16t, 0,6 kg

## OPTIONAL EQUIPMENT

### Special fitted quickcoupler



IG143210 For IGLAND 42, 42S  
and 5001.  
Fits TRIANGLE (Norwegian market)

### Special fitted quickcoupler



IG143170 For IGLAND 42, 42S  
and 5001.  
Fits HMV (Norwegian market)

### Bracket for chainsaw



IG022151

### Bracket for oil can



IG022150

### Resistance-free oil return

IG049450 Universal set for resistance-free oil return, suits  
most tractor manufacturers



Universal set for resistance-free oil return

---

## BLOCKS

---

### Snatch block 2t



IG31326401 Maximum load 2 t, Weight 1.8 kg;  
Sheave diameter 85 mm;  
Sheave thickness 17 mm  
includes shackle;  
For 8-10 mm rope.

### Snatch block 3t



IG31326411 Can open;  
Maximum load 3 t, Weight 3.8 kg;  
Sheave diameter 100 mm;  
Sheave thickness 20 mm;  
For 8-12 mm rope

### Snatch block 3,5t



IG31326405 Open snatch block with keyhole for  
choker chain.  
Maximum load 3.5 t, Weight 4.1 kg;  
Sheave diameter 110 mm;  
Sheave thickness 20 mm;  
For 8-11 mm rope.

### Snatch block 5t



IG31326410 Can open;  
Maximum load 5 t, Weight 4.7 kg;  
Sheave diameter 130 mm;  
Sheave thickness 30 mm;  
For 8-12 mm rope.

### Snatch block, automatic release



IG31326409 Open snatch block with strap holes  
and keyholes for choker chain.  
Maximum load 6 t, Weight 6.1 kg;  
Sheave diameter 90 mm;  
Sheave thickness 30 mm;  
For 8-11 mm rope;  
Recommended when thinning in  
rough terrain.

### Snatch block 10t



IG231520 Can open;  
Maximum load 10 t, Weight 8.3 kg;  
Sheave diameter 120 mm;  
Sheave thickness 41 mm;  
For 8-12 mm rope.

---

## EQUIPMENT FOR LIGHT HIGH LEAD

---

### Snatch block 6t



IG231503 Specially made for high lead  
complete, including shackle.  
Lets through knots and quick release  
coupling attached on wire rope.  
For 8-12 mm rope;  
Maximum load 6 t; Weight 5.9 kg.

### Carriage



IG110960 For light high lead skyline  
including 2 sheaves;  
Weight 14 kg;  
For 8-12 mm rope.

---

## PTO

---

### Specially made PTO for winches



IG209100 Walterscheid W 2200  
For IGLAND 2501-42s  
IG209120 Walterscheid W 2300  
For IGLAND 4501 - 65H  
IG209140 Walterscheid W 2400  
For IGLAND 85H, 5002-9002

---

## TIMBER TONG

---

### Timber tong



IG31346355 Max opening 34 cm;  
Weight 4.1 kg;  
Max load 250 kg.




## OPTIONAL EQUIPMENT FOR WINCH



FOREST

PART NR.	DESCRIPTION		2501	3501	4501	42	42S	5001	55A	60	65H	85H	5002	6002	9002
IG090656	7-pole socket										X	X	X	X	X
IG153212	Electro hydraulics, LHP, includes own oil supply system (Ratio exchange 1:6)								X						
IG095040	Electro hydraulics, LHP, includes own oil supply system (Ratio exchange 1:6)									X					
IG143170	HMV spesial fitted quick coupler					X	X	X							
IG164000	Hydraulically adjustable pulling point										X	X			
IG153501	Low gear (Ratio 1:10,3)									X					
IG153215	Low gear (Ratio 1:10,3)								X						
IG165109	Lavgir for ettermontering (1:10,36)												X		
IG143210	Triangle special fitted quick coupler					X	X	X							
IG070987	TRIANGLE, Special fitted quick coupler(Norwegian market)												X		
IG090378	Oil distribution valve for tractor with oil capacity exceeding 55 l/min (5002 Pento)			X	X	X	X	X					X		
IG153507	Pressure roller on drum for better spooling characteristics (Not together with IG153508)								X	X					
IG070988	Double sheave propeller port												X		
IG153508	Pullmatic with radio (IG091174) (driving of wire rope) - Only available together with IG095040 or IG095041									X					
IG153217	Pullmatic with radio (IG091174) (driving of wire rope) - Only available together with IG153212 or IG153213								X						
IG164008	Pullmatic with radio (IG091175) (driving of wire rope)										X				
IG184008	Pullmatic with radio (IG091175) (driving of wire rope)											X			
IG165103	Pullmatic with radio (IG091178) (driving of wire rope, only one drum)													X	X
IG165109	Pullmatic with swivel, factory mounted w/ radio													X	X
IG091171	Upgrade, 4 functions radio								X	X		X			
IG091166	Upgrade, 4 functions radio										X				
IG091175	Radio remote control IGLAND T-100, 2 functions (13-pole contact)										X	X			
IG091174	Radio remote control IGLAND T-100, 2 functions, no hydraulics included (Available with IG153212 or IG153213)								X	X					
IG091178	Radio remote control IGLAND T-200, 6 functions including 2 functions for controlled load release												X	X	X
IG095229	Radiobetjening 4501 IGLAND RC-200, 1 function, incl. hydr LH, complete (Anti counter pressure coupling required)				X										
IG095450	Radio remote control IGLAND 42, 1 function, incl. hydr LH, complete (Anti counter pressure coupling required)					X									
IG095440	Radio remote control IGLAND RC-200, 2 function, incl. hydr LH, complete for 42S (Anti counter pressure coupling required)														
IG095230	Radio remote control IGLAND 5001, 1 function, incl. hydr LH, complete (Anti counter pressure coupling required))							X							
IG095440	Radio remote control IGLAND RC-200, 2 function, incl. hydr LH, complete for 42S (Anti counter pressure coupling required)			X			X								
IG095226	Radio Kontroll, T100					X									
IG022119	Pressure-gauge for control of oil-pressure (Only available together with IG153212 or IG153213)								X	X	X			X	
IG022120	Pressure-gauge for control of oil-pressure						X	X				X	X		X
IG164020	Trailer coupling					X	X		X	X	X	X			
IG143160	Top pulley for spoolingpoint					X	X								
IG075010	Topstay, special for TLP													X	X
IG143210	Triangle spesial fitted quick coupler							X							
IG980001	Mounting Igland equipment 3K		X	X	X	X	X	X							
IG980002	Mounting Igland equipment 4k								X	X	X	X			
IG980003	Mounting Igland equipment 5k												X	X	X
IG091442	RPM control of traktor, on/off (only available together with IG095226)			X	X	X	X	X	X	X	X	X	X	X	X



The IGLAND Swingtrac System is a uniquely composed product, which makes it easier to maneuver in tough terrains, where logs and rocks can be a barrier to a timber trailer. The Swingtrac system makes it possible to creep through the terrain, using a powerful push effect (4 ton), which comes from locking the rear wheels on the trailer, combined with the hydraulic steering on the bogie.



- Very good swing capacity of 50°, operated by tractor hydraulic lever. This makes it easy to control obstacles, maneuver in difficult areas, and follow in the tractor's traces. The swing technique can also be used for push the wheels over obstacles.
- Long distance from bogie center to protection-grid, provides also maximum weight transfer to the tractor. This increases accessibility. This long distance is possible because of the trailer's unique swing system.
- The Swingtrac system makes it possible to crawl forward with a powerful push effect (4tm). Resulting in the timber trailer being pushed forward by its own power. This effect is reached by combining ratchet brake and hydraulic swing.
- The center of gravity is not offset by swinging the bogie. You avoid falling over by sideways tilting in the slopes.
- Sovereign maneuvering when you use the bogie's smooth turn technique. Ideal when turning and reversing on thinning stands or on tight tractor tracks.





STANDARD EQUIPMENT

IGLAND 280 features a 7 ton load capacity on trailer and is delivered fully equipped, with crane, rotator and grapple. The crane is detachable and can be mounted on the 3-point hitch linkage of the tractor and is equipped with hydraulic fold-down stabilizer legs. The bogie is equipped with tire dimensions: 400 / 60 - 15.5 / 14 layer, 2 log retaining posts, one fixed and one adjustable. Boogie includes steering. IGLAND 280 timber trailer

is IGLAND best-selling timber trailer. This is a timber trailer that suits most tasks in capacity and needs. The bogie steering results in excellent turning radius for those with tight turning conditions. If you combine this timber trailer with the Swingtrac system the result will be a very man-ageable timber trailer ideally suited for demanding conditions. NB!! Swingtrac system available on IGLAND 380 as an option.

PART NR.	DESCRIPTION
IG408002	IGLAND 280 including crane type 32-51, 2 Lever control panel
IG408003	IGLAND 280 including crane type 37-52, 2 Lever control panel
IG408004	IGLAND 280 including crane type 37-64s, 2 Lever control pane

Ekstraustyr - KUN FABRIKKMONTERT:	
IG406070	Swingtrac-system (Only available together with IG406050)
IG406050	Disc brake, 2 wheels
IG400051	IGLAND 1601 hydraulic winch including radio remote control
IG430603	Light 2 Lever control, el. on/off
IG426110	Radio el. propotional control
IG402060	Hydraulic aggregate unit, complete including pump and oil tank for PTO 540 rpm - 55l / 190 bar.

Ekstraustyr - FOR ETTERMONTERING:	
IG408030	Extra set of bunks with post, complete, adjustable
IG400071	Post extention, 30 cm, 1 pcs
IG400066	Taillights including 5 m. cable
IG406052	Wheel chains, 2 pcs (for 11,5/80 - 15,3/10) SMT
IG420065	Telescope stay for operation central

TECH. DATA:	280
Total length:	5,3 meter
Loading length:	3,7 meter
Swingtrac:	Options
* Payload:	6500 kg (In the forest)
Weight without crane:	970 kg
Width:	1,9 meter

\* Payload may be slightly reduced at registration







### STANDARD EQUIPMENT

IGLAND 380 features a 7.5 ton load capacity on trailer and is delivered fully equipped, with crane, rotator and grapple. The crane is detachable and can be mounted on the 3-point hitch linkage of the tractor and is equipped with hydraulic fold-down stabilizer legs. The bogie is equipped with tire dimensions: 400/60-15.5/14 layer, 2 log retaining posts, one fixed and one adjustable. Bogie includes steering. IGLAND 380 timber trailer is IGLAND best-selling timber trailer. This is

a timber trailer that suits most tasks in capacity and needs. The bogie steering results in excellent turning radius for those with tight turning conditions. If you combine this timber trailer with the Swingtrac system the result will be a very man-ageable timber trailer ideally suited for demanding conditions. NB!! Swingtrac system available on IGLAND 380 as an option.

PART NR.	DESCRIPTION
IG407004	IGLAND 380 including crane type 32-51, 2 Lever control panel
IG407008	IGLAND 380 including crane type 37-52, 2 Lever control panel
IG407009	*IGLAND 380 including crane type 37-64s, 2 Lever control panel

### Options - ONLY FACTORY INSTALLED:

IG406070	*Swingtrac-system (Only available together with IG406050)
IG406050	*Disc brake, 2 wheels
IG400051	*IGLAND 1601 hydraulic winch including radio remote control
IG430603	*Light 2 Lever control, el. on/off
IG426110	Radio el. propotional control
IG402060	Hydraulic aggregate unit, complete including pump and oil tank for PTO 540 rpm - 55l / 190 bar

### Options - UPGRADE:

IG406053	*Extra set of bunks with post, complete, adjustable
IG400071	Post extention, 30 cm, 1 pcs
IG400066	Taillights including 5 m. cable
IG400064	Wheel chains, 2 pcs for 400/50-15.5
IG420065	Telescope stay for operation central

TECH. DATA:	380
Total length:	5,7 meter
Loading length:	3,9 meter
Swingtrac:	Options
* Payload:	7500 kg (In the forest)
Weight without crane:	1030 kg
Width:	2,2 meter

\* Payload may be slightly reduced at registration







## STANDARD EQUIPMENT

IGLAND 450 features a 8.5 ton load capacity on trailer and is delivered fully equipped, with crane, rotator and grapple. The crane is detachable and can be mounted on the 3-point hitch linkage of the tractor and is equipped with hydraulic fold-down stabilizer legs. The bogie

is equipped with tire dimensions: 400/60-15.5/14 layer, 2 log retaining posts, one fixed and one adjustable. Loader and protection grill are adjustable. Bogie steering, Swingtrac system and disc brakes on two wheels are standard.

PART NR.	DESCRIPTION
IG400040	IGLAND 450 Swingtrac including crane type 37-64s, 2 Lever control panel
IG400038	*IGLAND 450 Swingtrac including crane type 49-68s, 2 Lever control pane

Options - ONLY FACTORY INNSTALLED:	
IG400090	Hydraulic hub track
IG400051	*IGLAND 1601 hydraulic winch including radio remote control
IG402060	Hydraulic aggregate unit, complete including pump and oil tank for PTO 540 rpm - 55l / 190 bar.
IG400057	Reinforced "500" wheels, dimensions 19 / 45 - 17 without hydraulic hub track
IG400063	Reinforced "500" wheels, dimensions 19 / 45 - 17 with hydraulic hub track
IG402050	Disc brakes for 2 extra wheels (All 4), only available without hub track
IG426110	*El. propotional control with radio
IG430603	Light 2 Lever control, el. on/off

Options - UPGRADE:	
IG402051	*Extra set of bunks with post, complete, adjustable
IG400067	Front screen support, 2 pcs
IG400071	Post extention, 30 cm, 1 pcs
IG400053	Taillights including 10 m. cable
IG400064	Wheel chains, 2 pcs (400 / 60 - 15.5) SMT
IG400065	Wheel chains, 2 pcs (19 / 45 - 17, 500") SMT
IG402070	Adjustable parking support
IG420065	Telescope stay for operation central

TECH. DATA:	450
Total length:	6,4 meter
Loading length:	4,6 meter
Swingtrac:	Options
* Payload:	8500 kg (In the forest)
Weight without crane:	1545 kg
Width:	2,2 meter

\* Payload may be slightly reduced at registration







### STANDARD EQUIPMENT

IGLAND 480 features a 9.5 ton load capacity on trailer and is delivered fully equipped, with a crane, rotator and grapple. The crane is detachable and can be mounted on the 3-point hitch linkage of the tractor and is equipped with hydraulic fold-down stabilizer legs. The bogie

is equipped with tire dimensions: 400/60-15.5/14 layer, 2 log retaining posts, one fixed and one adjustable. Loader and protection grill are adjustable. Bogie steering, Swingtrac system and disc brakes on two wheels and wiring for taillight board are standard.

PART NR.	DESCRIPTION
IG402022	IGLAND 480 Swingtrac including crane type 49-68s, 2 Lever control panel

#### Options - ONLY FACTORY INSTALLED:

IG400090	*Black Bruin w. automatic in/out
IG400051	IGLAND 1601 hydraulic winch including radio remote control
IG402060	Hydraulic aggregate unit, complete including pump and oil tank for PTO 540 rpm - 55l / 190 bar
IG400057	Reinforced "500" wheels, dimensions 19 / 45 - 17 without hydraulic hub track
IG400063	Reinforced "500" wheels, dimensions 19 / 45 - 17 with hydraulic hub track
IG402050	Disc brakes for 2 extra wheels (All 4), only available without hub track
IG426110	El. proposjonal control with radio
IG430603	Light 2 Lever control, el.on/off (only for 49-69s)

#### Options - UPGRADE:

IG402051	Extra set of bunks with post, complete and adjustable
IG400067	Front screen support, 2 pcs
IG400071	Post extention, 30 cm, 1 pcs
IG400066	Taillights including 5 m. cable
IG400064	Wheel chains, 2 pcs (400 / 60 - 15.5) SMT
IG400065	Wheel chains, 2 pcs (19 / 45 - 17, 500") SMT
IG420065	Telescope stay for operation central

TECH. DATA:	480
Total length:	6,4 meter
Loading length:	4,5 meter
Swingtrac:	Yes
* Payload:	9500 kg (In the forest)
Weight without crane:	1645 kg
Width:	2,2 meter

\* Payload may be slightly reduced at registration





## PART NR. DESCRIPTION

### Timbertrailers (Without crane, 3-point frame and support legs)

IG407003	IGLAND 380 (With swing in bogie unit)
IG400027	IGLAND 450 Swingtrac with 2-wheel brakes
IG402008	IGLAND 480 Swingtrac with 2-wheel brakes

### Cranes (Without 3-point frame and support legs)

IG433000	IGLAND 37-52s complete including rotator, timber grip (0.19) (118 cm) and 2 Lever control unit
IG433100	IGLAND 37-64s complete including rotator, timber grip (0.19) (118 cm) and 2 Lever control unit
IG431200	IGLAND 49-68s complete including rotator, timber grip (0.19) (118 cm) and 2 Lever control unit

### 3-point frame and support legs

IG431000	3-point frame including hydraulic lavett support legs (For mounting on IGLAND 380 timber trailer or directly on tractor, for cranes 32-51, 37-52 and 37-64s)
IG423052	3-point frame including hydraulic lavett support legs (For mounting on IGLAND 450 timber trailer or directly on tractor, for crane 49-68s)

IG300005	IGLAND 1601 hydraulic winch including radio remote control, complete (Intended for mounting on IGLAND timber trailer, for technical information, see <a href="http://www.igland-as.com">www.igland-as.com</a> )
----------	---

IG402060	Hydraulic aggregate unit, complete including pump and oil tank for PTO 540 rpm - 55l / 190 bar - only factory installed
IG426110	El. proposional control unit with radio for cranes IGLAND 32-51, 37-52, 37-64s and 49-68s, only factory installed
IG430603	Light 2 Lever control unit, el. on/off for IGLAND cranes 32-51, 37-52, 37-64s and 49-68s, only factory installed

### Various crane components


IG432110	Timber grip 0.16 max opening 100 cm, Fixing Bolt $\phi$ 50 mm
IG430810	Timber grip 0.19, max opening 118 cm. Fixing Bolt $\phi$ 50 mm
IG430700	Rotator CR-30 (Fits 31-51, 37-52, 37-64s and 49-68s). Fixing Bolt $\phi$ 50 mm



Standard hydraulic central



Light 2-lever control with on/off switches



Radio controlled





**IGLAND FIRE WOOD**



BESTSELLER

Hydraulic driven  
wood splitter



STANDARD EQUIPMENT

Powerful and easy to use wood splitter. This is a fast and efficient wood splitter with variable speed control. The splitting process is controlled by two levers located on the construction. This is the splitter for those who want to work in a professional and safe manner. The log lies in a stable V-shaped cradle and can be divided into optional 2 or 4 parts. Splitting can be varied from 20 cm to 65 cm. The machine can be moved easily by its 3-point attachment or by using a pallet fork.



TECH. DATA:	WS 65
Force:	Max 6,5 tons
Splitting length:	20 - 65 cm
Splitting knife:	2/4 piece
Splitting knife regulation:	Mechanical
Tractor mount:	3 point + pocket for pallet fork
Weight:	165 kg

PART NR.	DESCRIPTION
IG502010	IGLAND WS 65

Options	
IG502020	6 piece splitting knife
IG143210	Triangle hitch (norwegian market)
IG143170	HMV Hitch (norwegian market)
IG502031	John Deere flow nipple for close centre hydraulics
IG502015	Log table
IG500082	Log sack stand for euro pallet
IG500083	Doucke sack trolley for two 80/60L small bag
IG502018	Storage box



## STANDARD EQUIPMENT

Powerful and easy to use wood splitter. This is a fast and efficient wood splitter with variable speed control. The splitting process is controlled by two levers located on the construction. This is the splitter for those who want to work in a professional and safe manner. The log lies in a stable V-shaped cradle and can be divided into optional 2 or 4 parts. Splitting can be varied from 20 cm to 65 cm. The machine can be moved easily by its 3-point attachment or by using a pallet fork.



TECH. DATA:	WS 90
Force:	Max 9 tons
Splitting length:	20 - 65 cm
Splitting knife:	2/4 piece
Splitting knife regulation:	Mechanical
Tractor mount:	3 point + pocket for pallet fork
Weight:	205 kg

PART NR.	DESCRIPTION
IG502210	IGLAND WS 90

Options	
IG502220	6 piece splitting knife
IG143210	Triangle hitch (norwegian market)
IG143170	HMV Hitch (norwegian market)
IG502031	John Deere flow nipple for close centre hydraulics
IG502015	Log table
IG500082	Log sack stand for euro pallet
IG500083	Douccke sack trolley for two 80/60L small bag
IG502018	Storage box





## IGLAND WP 3000 WOODPROCESSOR

From timber to firewood  
in one operation!



### STANDARD EQUIPMENT

The machine feeds in timber, cuts and split in a single operation. Adapted excavator or can be used on a front loader. For 12V only, or 24V as an option. WP 3000 includes also a manual log splitter for extra-large timber. The basic machine is without fixing brackets. Universal mounting plate for excavator is available. When closed center hydraulics, contact Igland AS. Outstanding feeding and uploading capacity, together with an ample oil amount, gives the most effective wood production in the market.

TECH. DATA:	WP 3000
Force:	Max 15,7 tons
Splitting length:	30-50 cm
Splitting knife:	2/4 piece
Splitting knife regulation:	Mechanical
Mounting:	Excavator / Tractor
Min/Max diameter:	5-28 cm
Oil:	Max 85 l/min, 220 bar
Weight:	575 kg

PART NR.	DESCRIPTION
IG500012	IGLAND WP 3000 Wood processor (Open centre hydraulics)
IG500012-1	IGLAND WP 3000 Wood processor w/excavator hitch

Options	
IG500065	Universal hitch for excavator (Not including attachment ears)
IG500050	SMS hitch
IG500053	Old alo, type 3 hitch
IG500062	Euro hitch
IG500056	HMS and SMS hitch (norwegian market)
IG500059	Triangle hitch (norwegian market)
IG500068	Electrical transformer, 24 Volts to 12 Volts
IG500082	Log sack stand for euro pallet
IG500070	Wood chip seperator for log sack stand of trailer frame

- WP 3000 feeds in, cuts and split in a single operation.
- Includes a manual log splitter for extra-large timber.
- The machine feeds, cuts and splits in one single operations
- Able to process old wood materials with nails and cement.
- Cutting means that the wood cracks up. Make it dry faster and burn better.
- The WP 3000 was awarded a silver medal at "Agrotechnica", an exhibition for agricultural machines that is held in Hannover, Germany. The prize was awarded for technical innovations within the forestry and agricultural sector.





## ACCESSORIES

PART NR.	DESCRIPTION
IG500082	Rack for logs
IG500070	Wood splint seperator
IG500083	Doucke sack trolley for two 80/60L small bag

### Universal hydraulic unit (fits WP 3000)

IG500040	Hydraulic unit 85L/ 220 bar, for tractor with low oil capacity. Including 3-point, 80L oil and tubes.
IG209100	PTO shaft (Walterscheid 2200), for 500040
IG143210	Triangle hitch (Norwegian market)
IG158508	HMV hitch (Norwegian market)



IG500040



IG500082



IG500083



IG500070





**IGLAND ROAD**

## IGLAND RB 2245 Rear blade



Picture shows RB 2245 with wheels, hydraulic regulation of the arm and a 3-point hitch (Option)

### IGLAND RB 2245 REAR BLADE

Simple and robust 2.2 metre wide rear blade. The blade can be rotated 360 degrees and has a replaceable cutting edge. 3-point attachment is standard. The rear blade is basically mechanical. RB 2245 can be fitted with hydraulic adjustment of blade and arm if desired. Ideal for small tractors to maintenance of farm roads or for snow clearing. Wide selection of options.

TECH. DATA:	RB 2245
Tractor size:	35-65 Hp
Blade height:	0,45 meter
Width:	2,2 meter
Weight:	200 kg

PART NR.	DESCRIPTION
IG621002	Igland RB 2245
IG620020	3-point hitch
IG620022	Triangle hitch (Norwegian market)
IG620024	HMV hitch (Norwegian market)
IG620010	Adjustable support wheels, 4.00 x 8, 2 wheels

Options - ONLY FACTORY INSTALLED	
IG620011	Hydraulic regulation of arm
IG620012	Hydraulic regulation of blade
IG621013	Tagged wear steel
IG620016	Shock valve including accumulator, only for IG620011 and IG620012

Options - UPGRADE	
IG621010	Adjustable support wheels, 5.00 x 8, 2 wheels
IG621017	Side-wing for snow removal
IG620070	Extra exploit bolt including nut and sliver. Only for hydraulic regulation of blade
IG621080	Hydraulic regulation of blade
IG620090	Hydraulic regulation of arm
IG621033	Tagged wear steel
IG621032	Straight wear steel



NB: PARTS MAY BE UNMOUNTED DUE TO SHIPPING



## IGLAND RB 2555 Rear blade

BESTSELLER



Picture shows RB 2555 with wheels, hydraulic regulation of blade and a 3-point hitch (Option)

### IGLAND RB 2555 REAR BLADE

Simple and robust 2.5 metre wide rear blade. The blade can be rotated 360 degrees and has a replaceable cutting edge. 3-point attachment is standard. The rear blade is basically mechanical. RB 2555 can be fitted with hydraulic adjustment of blade and arm if desired. Ideal for small tractors to maintenance of farm roads or for snow clearing. Wide selection of options.

TECH. DATA:	RB 2555
Tractor size:	55-85 Hp
Blade height:	0,55 meter
Width:	2,5 meter
Weight:	270 kg

PART NR.	DESCRIPTION
IG620002	Igland RB 2555
IG620020	3-point hitch
IG620022	Triangle hitch (Norwegian market)
IG620024	HMV hitch (Norwegian market)
IG620012	Hydraulic regulation of blade
IG621010	Adjustable support wheels, 5.00 x 8, 2 wheels

### Options - ONLY FACTORY INSTALLED

IG620011	Hydraulic regulation of arm
IG620012	Hydraulic regulation of blade
IG620013	Tagged wear steel
IG620016	Shock valve including accumulator, only for IG620011 and IG620012

### Options - UPGRADE

IG622010	Adjustable support wheels, 6.00 x 9, 2 wheels
IG622008	Adjustable support wheels, 6.00 x 9, 2 wheels
IG620017	Side-wing for snow removal
IG620071	Extra exploit bolt including nut and sliver. Only for hydraulic regulation of blade
IG620080	Hydraulic regulation of blade (from SN 1216 →)
IG620090	Hydraulic regulation of arm
IG620033	Tagged wear steel
IG620032	Straight wear steel
IG620035	Perforated wear steel



NB: PARTS MAY BE UNMOUNTED DUE TO SHIPPING

## IGLAND RB 2870 Rear blade



Picture shows RB 2870 with wheels, hydraulic regulation of arm, blade, shock valve, and 3-point hitch (Option)

### IGLAND RB 2870 REAR BLADE

Simple and robust 2.8 metre wide rear blade. Replaceable cutting edge. 3-point attachment is standard. The rear blade is basically mechanical. RB 2870 can be fitted with hydraulic adjustment of blade and arm if desired. Ideal for tractors to maintenance of farm roads or for snow clearing. Wide selection of options.

TECH. DATA:	RB 2870
Tractor size:	80-125 Hp
Blade height:	0,70 meter
Width:	2,8 meter
Weight:	300 kg

PART NR.	DESCRIPTION
IG622002	Igland RB 2870
IG620020	3-point hitch
IG620022	Triangle hitch (Norwegian market)
IG620024	HMV hitch (Norwegian market)
IG620011	Hydraulic regulation of arm
IG622012	Hydraulic regulation of blade
IG622016	Shock valve including accumulator, only for IG620011 and IG620012
IG622010	Adjustable support wheels, 6,00 x 9, 2 wheels

#### Options - ONLY FACTORY INSTALLED

IG622013	Tagged wear steel
----------	-------------------

#### Options - UPGRADE

IG622008	Adjustable support wheels compact, 6,00 x 9, 2 wheels
IG622017	Side-wing for snow removal
IG620070	Extra exploit bolt including nut and sliver. Only for hydraulic regulation of blade
IG622080	Hydraulic regulation of blade (from SN 370 →)
IG620090	Hydraulic regulation of arm
IG622033	Tagged wear steel
IG622032	Straight wear steel
IG622035	Perforated wear steel



NB: PARTS MAY BE UNMOUNTED DUE TO SHIPPING



IGLAND RB 30100 Rear blade



Picture shows RB 30100 with wheels, hydraulic regulation of blade and 3-point hitch (Option)

IGLAND RB 30100 REAR BLADE

A 3 metre wide professional blade from IGLAND. Extra solid execution with a high capacity for larger tractors. The long arm leads the rear blade further out to the side, and makes it possible to operate on a bigger part of the road width. The height of the rear blade is rising from 70-100 cm. It has a good capacity to shove large amounts of snow, or to distribute the gravel evenly over the road width.

TECH. DATA:	RB 30100
Tractor size:	120 Hp ->
Blade height:	0,70 - 1,0 meter
Width:	3,0 meter
Weight:	880 kg

PART NR.	DESCRIPTION
IG623002	Igland RB 30100
IG623020	3-point hitch
IG623022	Triangle hitch (Norwegian market)
IG623024	HMV hitch (Norwegian market)
IG623011	Hydraulic regulation of arm
IG623016	Shock valve including accumulator, only for IG620011 and IG620012
IG623008	Adjustable support wheels compact, 6,00 x 9, 2 wheels

Options - ONLY FACTORY INNSTALLED	
IG623013	Tagged wear steel

Options - UPGRADE	
IG623010	Adjustable support wheels, 6,00 x 9, 2 wheels
IG623018	Hydraulic regulation of one support wheel
IG623014	Set for hydraulic regulation of arm
IG623032	Straight wear steel
IG623033	Combined toothed/smooth cutting edge
IG623034	Perforated wear steel



## IGLAND DS 600/800/1400 Sand spreader



### IGLAND DS 600/800/1400 SAND SPREADER

IGLAND DS 600/800/1400 is a self loading sand spreader. These can be mounted on both front and rear of a tractor. IGLAND offers DS 600 for smaller tractors and DS 800 is suitable for medium sized tractors. IGLAND offers a larger variant, DS 1400, for those who need bigger volume. The sand spreader has a hydraulically driven mixer shaft that ensures that any lumps in the sand are split up before feeding. The DS 600 has 1.5 m of width. The DS 800 and DS 1400 have 2 metres of width. The basic machine is without hitch. IGLAND offers several alternative hitches, see below.

TECH. DATA:	DS 600	DS 800	DS 1400
Spreading width:	1,5 meter	2,0 meter	2,0 meter
Capacity:	600 liter	800 liter	1400 liter
Height/Width/Length:	90/170/95	90/220/95	115/220/112
Weight:	300 kg	360 kg	450 kg

PART NR.	DESCRIPTION
IG611100	IGLAND DS 600 Sand spreader <b>WITHOUT ATTACHMENT</b>
IG610000	IGLAND DS 800 Sand spreader <b>WITHOUT ATTACHMENT</b>
IG611000	IGLAND DS 1400 Sand spreader <b>WITHOUT ATTACHMENT</b>
IG611100-1	IGLAND DS 600 Sand spreader w/Adjustment Valve
IG610000-1	IGLAND DS 800 Sand spreader w/Adjustment Valve
IG611000-1	IGLAND DS 1400 Sand spreader w/Adjustment Valve

### Options - UPGRADE

IG500063	3-point hitch (not DS 1400)
IG500059	Triangle hitch (Norwegian market) (not DS 1400)
IG500066	3-point hitch, cat. II
IG611007	Triangle hitch for DS 1400
IG500056	Combi HMV and SMS hitch (Norwegian market)
IG500062	Euro hitch
IG500053	Old Alo type 3 hitch
IG500050	SMS hitch
IG500061	Euro (JD) hitch
IG610005	Adjustment valve for output speed, factory installed
IG610006	Adjustment valve for output speed, self-upgrade
IG610010	Covering plate, reduces 50% of spread width (DS 800/DS 1400)
IG611104	Rain cover DS 600
IG610004	Rain cover DS 800
IG611004	Rain Cover DS 1400





IGLAND SBV 2270 SlideFlex Snow blower



IGLAND SBV 2270 SLIDEFLEX SNOW BLOWER

Simple and strong snowblower. Full 2.2 metre working width. The snowblower is suitable for smaller tractors. Covers a need for an easy snowblower for smaller tasks. SBV 2270 comes with mechanically removable SlideFlex system that gives sideways flexible 3-point hitch. The snowblower can move up to 30 cm to the side. Skid shoes and wear-resistant steel is standard. The snowblower is delivered with a hydraulic chute rotation. The deflector of the chute is manual adjusted. Very good throwing distance thanks to the fan, with special-shaped shovels, and with a diameter of 70 cm. Both fan and fan housing are made in HARDOX steel.

PART NR.	DESCRIPTION
IG731000	IGLAND SBV 2270 SlideFlex Snow Blower

Options - UPGRADE	
IG209160	PTO shaft, Walterscheid 2500, 1 3/4"
IG732012	Set for hydraulic control of SlideFlex
IG731010	Hydraulic regulation of deflector
IG731012	Edge trim steel right side, increases width by 10 cm
IG731014	Edge trim steel left side
IG143170	Igland Quick coupling for HMV
IG143210	Igland Quick coupling for Lyng Triangle (Accord)
IG733010	Wheels dim. 11x7x4

TECH. DATA:	SVB 2270
Tractor size:	60-80 Hp
Fan diameter:	70 cm
Width:	2.2 meter
Weight:	545 kg



## IGLAND SBV 2380 SlideFlex Snow blower



### IGLAND SBV 2380 SLIDEFLEX SNOW BLOWER

Simple and strong snowblower. Full 2.3 metre working width. The snow blower is suitable for medium size tractors. Covers a need for an effect full snowblower for different tasks. SBV 2380 comes with mechanically removable SlideFlex system, that gives sideways flexible 3-point hitch. The snowblower can move up to 30 cm to the side. Skid shoes and wear-resistant steel is standard. The snowblower is delivered with a hydraulic chute rotation. The deflector is hydraulic operated. Very good throwing distance thanks to the fan, with special-shaped shovels, and with a diameter of 80 cm. Both fan and fan-housing are made in HARDOX steel.

TECH. DATA:	SVB 2380
Tractor size:	80-110 Hp
Fan diameter:	80 cm
Width:	2,3 meter
Weight:	795 kg


PART NR.	DESCRIPTION
IC732000	IGLAND SBV 2380 SlideFlex Snow Blower

Options - UPGRADE	
IC209180	PTO shaft, Walterscheid 2500, 1 3/4 "
IC732012	Set for hydraulic control of SlideFlex
IC733010	Wheels dim. 11x7x4
IC732014	Edge trim steel right side, increases width by 10 cm
IC732016	Edge trim steel left side
IC143170	Igland Quick coupling for HMV
IC143210	Igland Quick coupling for Lyng Triangle (Accord)





IGLAND SBV 2585 SlideFlex Snow blower



IGLAND SBV 2585 SLIDEFLEX V-FRES

Fast and strong snowblower. Full 2.5 metre working width. The snow blower is suitable for bigger tractors. Covers a need for a robust snow blower for every task. SBV 2585 comes with hydraulically removable SlideFlex system, that gives sideways flexible 3-point hitch. The snow blower can move up to 30 cm to the side. Skid shoes and wear-resistant steel is standard. The snowblower is delivered with a hydraulic chute rotation. The deflector is hydraulic operated. Very good throwing distance thanks to the fan, with special-shaped shovels, and with a diameter of 85 cm. Both fan and fan-housing are made in HARDOX Steel.

TECH. DATA:	SVB 2585
Tractor size:	120-200 Hp
Fan diameter:	85 cm
Width:	2,5 meter
Weight:	1150 kg

PART NR.	DESCRIPTION
IG733000	IGLAND SBV 2585 SlideFlex Snow Blower

Ekstrautstyr - FOR ETTERMONTERING	
IG209193	PTO shaft, Walterscheid P500 540 RPM
IG209195	PTO shaft, Walterscheid P600 540 RPM
IG733010	Wheels, complete, dim. 11 x 7 x 4, 2 pcs
IG733012	Edge trim right side, increases width by 15 cm
IG733014	Edge trim left side, increases width by 5 cm
IG722016	Igland Quick Coupling for HMV
IG721018	Igland Quick Coupling for Triangle, (Accord)
IG733020	Marking light
IG733022	Extra light



## IGLAND SB 2272



### IGLAND SB 2272

Fast and efficient two-stage snowblower. Standard with 3-point hitch. Slide shoes is standard, likewise wear-resistant steels, and side cut steel on the right side. 1 3/4" spline shaft and 1" transfer chain with shear bolt ensures optimal efficiency of the auger. Easy maintenance behind the lid and inspection hatch. Hydraulically controlled chute. Very good throwing distance thanks to fa-shaped shovels with a diameter of 70 cm. Both fan and fan housing are in HARDOX Steel.

TECH. DATA:	SB 2272
Tractor size:	60-100 Hp
Fan diameter:	70,5 cm
Auger:	40 cm
Width:	2,2 meter
Weight:	730 kg

PART NR.	DESCRIPTION
IG720505	IGLAND SB 2272

Options	
IG209160	PTO shaft Walterscheid 2400, 1 3/4"
IG733010	Wheels complete, dim. 11 x 7 x 4, 2 psc.
IG143210	Igland Quick Coupling for Triangle
IG720508	gland Quick Coupling for HMV
IG720506	Spring release for 3-point hitch

Options - UPGRADE	
IG720516	Tagged wear steel SB 2272
IG720515	Straight wear steel SB 2272
IG720510	Perforated wear steel SB 2272
IG731010	Hydraulic regulation of deflector





IGLAND SB 2580



IGLAND SB 2580 Slideflex



IGLAND SB 2580/ SB 2580 SLIDEFLEX

Fast and efficient two-stage snow blower with a 2.5 meter width. Model SB2580 Slideflex, are standard with the smart "SlideFlex" system that can slide the chassis by 30 cm. Snowblower passes elegantly obstacles along the edge. Both models are designed for mounting on farm tractor with standard 3-point hitch. Depth shoes are standard, as well as ground scrape and wing panel on the right side. 1 3/4" spline axle and 1" chain transmission with exploit bolt ensures optimum efficiency of auger. Easy access to back cover and inspection hatches for maintenance. Hydraulically controllable chute with very good throwing length, thanks to a fan diameter of 80 cm. Both the fan and fan housing are made of HARDDOX steel.

TECH. DATA:	SB 2580	SB 2580 SlideFlex
Tractor size:	80-120 Hp	80-150 Hp
Fan diameter:	80 cm	80 cm
Auger:	44 cm	44 cm
Width:	2,5 meter	2,5 meter
Weight:	930 kg	1100 kg

PART NR.	DESCRIPTION
IG723001	IGLAND SB 2580
IG723201	IGLAND SB 2580 SlideFlex


Options	
IG209160	PTO shaft, Walterscheid 2400, 1 3/4"
IG209180	PTO shaft, Walterscheid 2500, 1 3/4" (Recommended for SB 2580)
IG209193	PTO-aksel, Walterscheid P500 540 RPM
IG723010	Wheels complete, dim. 4.00 x 8, 2 psc.
IG722012	Spring release for 3-point hitch. (does not fit HMV or Triangle)
IG723212	Fjærutløser på trekkstenger - for 2580 Slideflex
IG723012	Edge trim left side, increases width by 5 cm
IG143170	Igland Quick Coupling for HMV - for 2580 Slideflex
IG722016	Igland Quick Coupling for HMV - for 2580
IG143210	Lyng Triangel (Kun for SB 2580 Slideflex)
IG723014	Hydraulic movable wing, Right Side
IG723214	Hydraulic movable wing, Right Side - for 2580 Slideflex

ØKER BREDDEN OPP TIL 30 CM

Options - UPGRADE	
IG723090	Tagged wear steel SB 2580
IG723015	Straight wear steel SB 2580
IG723091	Perforated wear steel SB 2580



## IGLAND SB 2690 Snow Blower



### IGLAND SB 2690 SNOW BLOWER

Big and powerful two-stage snow blower for the biggest tasks. Standard basic version equipped for rear mounting. SB 2690 comes with changeable 3-point coupling for both front or rear mounting, steel edge plates with top shear, anti splash flaps, 1000 rpm gear-box, auger with automatic overload protection, sliding shoe, marker lights and full-hydraulic chute.

**See accessories for back and front mounted version.**

The snowblower is built for reopening of submerged roads or efficient clearing in snowy areas. Optional front or rear mounting, and can also be used for backing. The large and robust auger feeds the fan continuously with snow.

The powerful gearbox is divided into three directions, to both augers and directly to the fan. Both augers have automatic overload protection, which shut down the power for a moment, and then reconnect when resistance is normalized.

The 90 cm fan housing contains a five-blade fan that provides a steady and powerful snow beam with very long range. The fan is also secured against overload. All strategic parts on SB 2690, such as fan, fan housing and augers, are made of Hardox Steel, making the snowblower able to withstand the stresses of professional use year after year.

TECH. DATA:	SB 2690
Tractor size:	150-300 Hp
Height without top cutting edge:	1,45 meter
Height with top cutting edge:	2,10 meter
Fan diameter:	90 cm
Auger:	95 cm
Width:	2,6 meter
Weight:	1700 kg







PART NR.	DESCRIPTION
IG724002	IGLAND SB 2690 Snowblower, 1000 rpm, Front mounted (Can be back mounted)
IG724003	IGLAND SB 2690 Snowblower, 1000 rpm, Rear mounted (Can be front mounted)
IG724004	IGLAND SB 2690 Snowblower, 540 rpm, Front mounted (Can be back mounted)
IG724005	IGLAND SB 2690 Snowblower, 540 rpm, Rear mounted (Can be front mounted)

Options - UPGRADE	
IG724028	Side plates, right and left, set (total width 2.75 metre)
IG724026	Round edge plates, set
IG209191	PTO shaft, Walterscheid (for 1000 rpm) Walterscheid 2500 M186 for front mounting
IG209193	PTO shaft, Walterscheid P500 540 RPM
IG209195	PTO shaft, Walterscheid P 600 for 540 rpm for backing and rear mounting
IG724017	Forklift wheels, complete set, dim. 6.00 x 9.8
IG724018	Gearbox for 3-point hitch, front mounting, 1000 rpm PTO
IG724024	Extension width, set (total width 2.9 metre, Only together with IG724012 or IG724028)
IG724020	Top cut, set (total width 2.6 metre, NOT together with IG724012 or IG724028)
IG724021	Perforated wear steel
IG724022	Tagged wear steel

Telescopic loading chute



## IGLAND SP 180/220 V-plow



### IGLAND SP 180/220 V-PLOW

Front mounted hydraulic snowplow. Fitted for mini loaders or small tractors that have 180/220 cm working width in neutral position, measured on the cutting edge steel. It can be regulated in all directions in a "V" or "Y" shape, and it has a 35 degree shear. It is ideal for clearing open spaces and regular road or pavement plowing. It requires a multifunctional hydraulic outlet. It is electrically controlled with a changeover switch. It has adjustable bowl-shaped sliding shoes and a flexible shock absorbing steel holder, to minimise impact when hitting small obstacles.

TECH. DATA:	SP 180	SP 220
Min. measure in «V» shape:	Cutting edge 148.2 cm Top edge wing 175.9 cm	Cutting edge 181 cm Top edge wing 218 cm
Height:	71/80 cm	72/84 cm
Width:	1.8 meter	2.2 meter
Weight:	215 kg	250 kg
Float motion/ Tilt degrees	190 mm/10 grader	

#### PART NR. DESCRIPTION

IG643000	IGLAND SP 180 (without fixing)
IG643200	IGLAND SP 220 (without fixing)

#### Options - FOR MINI LOADERS

IG500049	Weidemann hitch, (only with IG640018)
IG643008	Scan Frame hitch
IG643009	Flow attachment with ScanFrame hitch
IG643010	Coupler for Avant and Multione
IG643011	Flow attachment for Avant and Multione
IG640012	Valve El. steering for parallel function (factory installed)

#### Options - FOR TRACTOR LOADERS

IG640018	Spacer <b>REQUIRED</b>
IG640010	Flow attachment
IG500059	Triangle hitch (Norwegian market)
IG500056	Combi HMV and SMS hitch (Norwegian market)
IG500062	Combi Euro hitch
IG500061	Euro (JD) hitch
IG500053	Alo type 3 hitch
IG500050	SMS hitch
IG640012	Valve El. steering for parallel function (factory installed)







### IGLAND SP 250/280/310 V-PLOW

Loader fitted or 3-point front mounted hydraulic snowplow with 250/280/310 cm working width in neutral position, measured on wear resistant steel. It can be regulated in all directions in a "V" or "Y" shape, and it has a 35 degree shear. It is ideal for clearing open spaces and regular road or pavement plowing. It requires a multi-functional hydraulic outlet. It is electrically controlled with a changeover switch. It has adjustable bowl-shaped sliding shoes and a flexible shock absorbing steel, to minimise impact when hitting small obstacles. (Note! When using front loader, the tractor must have the flow function. When front mounting with a 3-point, we recommend you use a flow coupler.)

PART NR.	DESCRIPTION
IG640002	IGLAND SP 250 (without fixing), incl. valve el.steering for parallel function
IG641002	IGLAND SP 280 (without fixing), incl. valve el.steering for parallel function
IG642002	IGLAND SP 310 (without fixing), incl. valve el.steering for parallel function

Options - FOR TRACTOR LOADERS	
IG640010	Flow attachment
IG500059	Triangle hitch
IG500056	Combi HMV and SMS hitch (Norwegian market)
IG500062	Combi Euro hitch
IG500061	Euro (JD) hitch
IG500053	Alo type 3 hitch
IG500050	SMS hitch
IG500066	3-point hitch, cat. II
IG500054	JCB 409 hitch / Zettelmeyer
IG500055	Volvo BM hitch
IG500064	Skid Steer hitch (Bobcat)
IG500045	Atlas 65 hitch
IG500049	Weidemann hitch, (only together with IG640018)

TECH. DATA:	SP 250	SP 280
Min. measure in «V» shape:	Cutting edge 207,5 cm Top edge wing 239 cm	Cutting edge 230 cm Top edge wing 267 cm
Height:	73/84 cm	74/90 cm
Width:	2,5 meter	2,8 meter
Weight:	325 kg	375 kg

TECH. DATA:	SP 310
Min. measure in «V» shape:	Cutting edge 254 cm Top edge wing 295 cm
Height:	77/99 cm
Width:	3,1 meter
Weight:	435 kg







**IGLAND LIFT**



IGLAND RBT 120 ROUND BALE TIPPER



IGLAND RBT 120 ROUND BALE TIPPER

The mechanical bale tipper from Igland. Picks up and transports bales in a safe and gentle manner. Bales can be placed either lying or standing using the mechanical tilt function with cable release that turns the ball easily. RBT 120 is easy to use and has a very high capacity. Most brackets are available for this model.

TECH. DATA:	RBT 120
Diameter round bale:	120-130 cm
Length/ Height/ Width:	153/ 73/ 111 cm
Max load:	1200 kg
Weight:	120 kg

PART NR.	DESCRIPTION
IG226400	IGLAND RBT 120 Round bale tipper
IG226402	Hydraulic trigger of tipping function

Brackets for tractor	
IG226410	Simple 3-point hitch
IG500050	SMS hitch
IG500056	Combi HMV and SMS hitch
IG500048	For avant/multione
IG500053	Old Alo type 3 hitch
IG500062	Euro hitch (Nordic type)
IG500061	Euro (John Deere) hitch
IG500059	Triangle hitch
IG500063	3-point hitch
IG500044	Scan frame
IG500067	For JD 400/500
IG500064	For Skid Steer (Bobcat)
IG500054	For JCB
IG500043	For JCB Compact Tool Carrier
IG500046	For S 40 excavator
IG500047	For S 50 excavator



## IGLAND RBG 150 ROUND BALE CLAW



### IGLAND RBG 150 ROUND BALE CLAW

A powerful and flexible hydraulic bale claw. The claw is ideal for gentle handling of bales and is out-shaped so that the bale retains its shape and is then easier to stack. The claw is low profile, which provides a good overview. Safety valve ensures the the bale remains in the claw during transport. Right and left arm can be locked for easier stacking and gentle handling of plastic. The claw has optional mounting brackets for your loaders.

TECH. DATA:	RBG 150
Safety valve:	Yes
Lifting capacity:	6,6 tons
Min/ Max opening:	0/192 cm
Weight:	175 kg

### PART NR. DESCRIPTION

IG226100	IGLAND RBG 150 Round bale claw
----------	--------------------------------

### Brackets for tractor

IG500050	SMS hitch
IG500056	Combi HMV and SMS hitch
IG500048	For Avant/multione
IG500053	Old Alo type 3 hitch
IG500062	Euro hitch (Nordic type)
IG500061	Euro (John Deere) hitch
IG500059	Triangle hitch
IG611007	Triangle hitch reinforced
IG500063	3-point hitch
IG500066	3-point hitch, Cat. II
IG500044	Scan frame
IG500067	For JD 400/500
IG500064	For Skid Steer (Bobcat)
IG500054	For JCB
IG500043	For JCB Compact Tool Carrier
IG500046	For S 40 excavator
IG500047	For S 50 excavator





IGLAND RBH 120 ROUND BALE HANDLER



IGLAND RBH 120 ROUND BALE HANDLER

Hydraulic bale lifting. The roller arm is adjusted hydraulically with the cylinder and the bale is then gently lifted with two large rotating rollers. RBH 120 is designed so that the rollers absorb the bale movements without damaging the plastic. Using overhead arm (optional) you can clamp the bale fast. The big rollers are mounted on two bale spears and can easily be converted into bale spears which handles two round bales simultaneously. Practical tools are included for easy demounting of rollers. There are optional mounting brackets for your loaders.

TECH. DATA:	RBH 120
Spear included:	Yes
Length/ Height/ Width:	151/ 85/120 cm
Min/ Max:	90-160 cm
Weight:	165 kg

PART NR.	DESCRIPTION
IG226200	IGLAND RBH 120 Round bale handler
IG226214	Overhead arm
IG226216	Parkingholder for two rollers

Brackets for tractor	
IG500050	SMS hitch
IG500056	Combi HMV and SMS hitch
IG500048	For Avant/Multione
IG500053	Old Alo type 3 hitch
IG500062	Euro hitch (Nordic type)
IG500061	Euro (John Deere) hitch
IG500059	Triangle hitch
IG500063	3-point hitch
IG500044	Scan frame
IG500067	For JD 400/500
IG500064	For Skid Steer (Bobcat)
IG500054	For JCB
IG500043	For JCB Compact Tool Carrier
IG500046	For S 40 excavator
IG500047	For S 50 excavator



## IGLAND RBHx2 200 ROUND BALE HANDLER



### IGLAND RBHx2 200 HYDRAULIC ROUND BALE HANDLER

Rollers are controlled by a hydraulic cylinder so that the bale is gently lifted. The distance between the rollers are regulated by the outmost two rollers moving in and out. RBHx2 200 is designed so that the rollers absorb the bale movements without damaging the plastic.

The big rollers are mounted on four bale spears and can easily be converted into bale spears which handles three round bales simultaneously. Practical tools are included for easy demounting of rollers. The rollers can be parked in a practical holder on the machine. There is optional mounting brackets for your loaders.

TECH. DATA:	RBHx2 200
Spear included:	Yes
Length/ Height/ Width:	140/ 53/ 235 cm
Min/Max:	230-350 cm
Weight:	330 kg

#### PART NR. DESCRIPTION

IG226202	IGLAND RBHx2 200 Round bale handler
----------	-------------------------------------

#### Options - ONLY FACTORY INSTALLED

IG226212	Optional valve
----------	----------------

#### Brackets for tractor

IG500050	SMS hitch
IG500056	Combi HMV and SMS hitch
IG500048	For Avant/Multione
IG500053	Old Alo type 3 hitch
IG500062	Euro hitch (Nordic type)
IG500061	Euro (John Deere) hitch
IG611007	Triangle hitch reinforced
IG500066	3 point hitch, Kat. II
IG500044	For Scan frame
IG500067	For JD 400/500
IG500064	For Skid Steer (Bobcat)
IG500054	For JCB
IG500043	For JCB Compact Tool Carrier
IG500046	For S 40 excavator
IG500047	For S 50 excavator





IGLAND BS 120 MECHANICAL/ BSH 120 HYDRAULIC ROUND BALE SPEAR
IGLAND BSx3 120 MECHANICAL/ BSHx3 120 HYDRAULIC ROUND BALE SPEAR



IGLAND MECHANICAL/ HYDRAULIC ROUND BALE SPEAR

Mechanical or hydraulical operated round bale spear for front loader. Easily tilted to transport position when the spear is not in use. Ensures safe transport, especially in the traffic. Comes with a single spear or 3 spears for better handling. Solid and powerful construction ensures reliability and durability. Optional mounting brackets.

TECH. DATA:	BS
Spear length:	111/ 44 cm
Length/ Height/ Width:	121/ 44/ 84 cm
Tilting:	Yes
Weight:	From 65 kg

PART NR.	DESCRIPTION
IG226000	IGLAND BS 120 Mechanical round bale spear
IG226002	IGLAND BSH 120 Hydraulic round bale spear
IG226500	IGLAND BSX3 120 Mechanical round bale spear
IG226502	IGLAND BSHX3 120 Hydraulic round bale spear



Options - ONLY FACTORY INSTALLED	
IG226010	Hydraulic kit

Brackets for tractor	
IG500050	SMS hitch
IG500056	Combi HMV and SMS hitch
IG500048	For Avant/Multione
IG500053	Old Alo type 3 hitch
IG500062	Euro hitch (Nordic type)
IG500061	Euro (John Deere) hitch
IG500059	Triangle hitch
IG500063	3-point hitch
IG500044	For Scan frame
IG500067	For JD 400/500
IG500064	For Skid Steer (Bobcat)
IG500054	For JCB
IG500043	For JCB Compact Tool Carrier
IG500046	For S 40 excavator
IG500047	For S 50 excavator



## IGLAND FL 95/115 Pallet fork

**BESTSELLER**



### IGLAND FL 95/115 PALLET FORK

Special forged pallet forks. Lifting capacity of 1600/ 2500 kg, measured 60 cm out. Fork length 95/115 cm. The low profile design provides excellent stability and a good line of sight. Quick release snap-locks provide easy movement of the forks. Screw adjustable mounting brackets provides quick attachment to a wide range of loaders.

TECH. DATA:	FL 95	FL 115
Capacity at 60 cm:	1600 kg	2500 kg
Length/ Height/ Width:	95/ 63/ 100 cm	115/ 63/ 100 cm
Weight:	From 127 kg	From 152 kg

ITEM NR.	DESCRIPTION
IG225010	IGLAND FL 95, 1600 kg, 1 meter wide, 2 forks, 95 cm (without mounting brackets)
IG225012	IGLAND FL 115, 2500 kg, 1 meter wide, 2 forks, 115 cm (without mounting brackets)

### Brackets for tractor

IG500049	Weidemann hitch, (only with 640018)
IG500050	SMS hitch
IG500056	Combi HMV and SMS hitch
IG500048	For Avant/Multione
IG500053	Old Alo type 3 hitch
IG500062	Euro hitch (Nordic type)
IG500061	Euro (John Deere) hitch
IG500059	Triangle hitch
IG500063	3-point hitch
IG500044	For Scan frame
IG500067	For JD 400/500
IG500064	For Skid Steer (Bobcat)
IG500054	For JCB
IG500043	For JCB Compact Tool Carrier
IG500046	For S 40 excavator
IG500047	For S 50 excavator





IGLAND FL 95/115 Double pallet fork



IGLAND FL 95/115 DOUBLE PALLET FORK

Light and flexible pallet fork. Special forged with a 1600/2500 kg lifting capacity under optimal balanced loading. 95/115 cm fork length. The construction gives excellent stability and sight, built with two different frame widths. All with quick release snap locks. See below for correct mounting bracket.

TECH. DATA:	FL 95 DOUBLE	FL 115 DOUBLE
Capacity at 60 cm:	1600 kg	2500 kg
Width:	220/ 240 cm	220/ 240 cm
Weight:	From 255 kg	From 305 kg

ITEM NR.	DESCRIPTION
IG225011	IGLAND FL 95 DOUBLE, 1600 kg, 2 m wide, without mounting bracket, 4 forks 95 cm
IG225014	IGLAND FL 95 DOUBLE, 1600 kg, 2.4 m wide, without mounting bracket, 4 forks 95 cm
IG225013	IGLAND FL 115 DOUBLE, 2500 kg, 2 m wide, without mounting bracket, 4 forks 115 cm
IG225015	IGLAND FL 115 DOUBLE, 2500 kg, 2.4 m wide, without mounting bracket, 4 forks 115 c



Brackets for tractor	
IG500050	SMS hitch
IG500056	Combi HMV and SMS hitch
IG500048	Old Alo type 3 hitch
IG500053	Old Alo type 3 hitch
IG500062	Euro hitch (Nordic type)
IG500061	Euro (John Deere) hitch
IG611007	Triangle hitch reinforced
IG500066	3 point hitch, Kat. II
IG500044	For Scan frame
IG500067	For JD 400/500
IG500064	For Skid Steer (Bobcat)
IG500054	For JCB
IG500043	For JCB Compact Tool Carrier
IG500046	For S 40 excavator
IG500047	For S 50 excavator



IGLAND Multigrip



IGLAND MULTIGRIP

Multigrip made for mounting on pallet fork framework. Factory installed or can easily be mounted on a pallet fork frame afterwards. Multigrip is very well suited to pinch over firewood, bales of hay, logs or can be used as support when pallet fork is in use. Doe's not interfere with the function of the pallet fork when multigrip is in open position. Ideal product for those who don't want to take it off when the multigrip is not in use.

**NB!!!**  
The Multigrip is only suitable for light duties when moving timber logs.


TECH. DATA:	FL 95
Opening:	160°
Length:	121 cm
Height:	101 cm
Weight::	79 kg



PART NR.	DESCRIPTION
IG224500	IGLAND Multigrip







IGLAND FLH 95/115 HYDRAULIC PALLET FORK

Hydraulic pallet fork with side shift forks. Requires 3 point hydraulic function on the loader. Special forged with lifting capacity 1600/ 2500 kg measured by 60 cm. Fork length 95/115 cm. Max width 120 cm. The design provides great flexibility and good stability.

TECH. DATA:	FLH 95	FLH 115
Capacity at 60 cm:	1600 kg	2500 kg
Min/ Max width:	29/120 cm	29/ 120 cm
Weight:	237 kg	262 kg

PART NR.	DESCRIPTION
IG225110	IGLAND FLH 95, 1600 kg, 1.2 metre wide, without bracket, 2 forks: 95 cm
IG225112	IGLAND FLH 115, 2500 kg, 1.2 metre wide, without bracket, 2 forks: 115 cm



Brackets for tractor	
IG500050	SMS hitch
IG500056	Combi HMV and SMS hitch
IG500048	For Avant/Multione
IG500053	Old Alo type 3 hitch
IG500062	Euro hitch (Nordic type)
IG500061	Euro (John Deere) hitch
IG500059	Triangle hitch
IG611007	Triangle hitch reinforced
IG500063	3-point hitch
IG500066	3 point hitch, Kat. II
IG500044	For Scan frame
IG500067	For JD 400/500
IG500064	For Skid Steer (Bobcat)
IG500054	For JCB
IG500043	For JCB Compact Tool Carrier
IG500046	For S 40 excavator
IG500047	For S 50 excavator



## IGLAND GR 20 Grapple



Picture shows IGLAND GR 20 with extra equipment

### IGLAND GR 20 GRAPPLE

The GR 20 is a versatile grapple from IGLAND. The grapple can be used for many different purposes and is perfectly suited for lifting timber, rocks, and other different materials. The grapple is easy to mount and there is a wide selection of mounting brackets for different front loaders.

TECH. DATA:	GR 20
Min/ Max opening:	0/ 103 cm
Power:	7 tons v/ 180 bar
Length/ Height/ Width:	60/ 98/ 80 cm
Weight:	145 kg

### PART NR. DESCRIPTION

IG224010	IGLAND GR 20 Grapple
----------	----------------------

### Options

IG224022	Lengthening set
IG224024	Grab plate set

### Brackets for tractor

IG500050	SMS hitch
IG500056	Combi HMV and SMS hitch
IG500048	For Avant/Multione
IG500059	Triangle hitch
IG500063	3-point hitch
IG500044	For Scan frame
IG500043	For JCB Compact Tool Carrier
IG500046	For S 40 excavator
IG500047	For S 50 excavator
IG224012	Old Alo type 3 hitch
IG224013	Euro hitch (Nordic type)
IG224028	Euro (John Deere) hitch
IG224016	Type «John Deere»
IG224017	«Skid steer»
IG224026	For JD 400 / 500 feste





NEWS!



Bildet viser IGLAND GR 30

IGLAND GR 30 GRAPPLE

- Large powerful grapple
- Designed for larger loaders
- Quick connectors available
- Increased efficiency

Large and powerful grapple for the heaviest lifts! GR 30 is a more powerful version than GR 20 and is developed for larger loaders. Available with several optional quick connectors tailored to your front loader. It is highly useful for pushing, sorting, stacking and lifting logs. Optional rock plate for handling rocks, roots and other materials.

TECH. DATA:	GR 30
Min/ Max opening:	0/ 109cm
Power:	7 tons v/ 180bar
Length/ Height/ Width:	70/ 100/ 113cm
Weight:	260kg



PART NR. DESCRIPTION

IG224110	IGLAND GR 30 Grapple
----------	----------------------

Options

IG224022	Lengthening set
IG224024	Grab plate set

Brackets for tractor

IG500050	For SMS
IG500056	For HMM/ SMS kombi
IG500048	For Avant
IG500059	Triangle hitch
IG500063	3-point hitch
IG500044	For Scan frame
IG500043	For JCB Compact Tool Carrier
IG500046	For S 40 excavator
IG500047	For S 50 excavator
IG500053	Old Alô type 3 for GR 20
IG500062	For Euro combi
IG500061	For Euro (John Deere)
IG500064	For «Skid steer»
IG500067	For JD 400 / 500 hitch

## IGLAND BL 1200 Big bag Lift (FIBC)



### IGLAND BL 1200 BIG BAG LIFT (FIBC)

For a more steady and safe handling of big bag (FIBC). The hook is bent to the side to make it more practical and clear as it makes it easy to see from the driver seat. Hook and frame is built solid to make tough lifts easier. Max lifting capacity 1200 kg.

TECH. DATA:	BL 1200
Height:	170 cm
Width:	100 cm
Weight:	75 kg

### PART NR. DESCRIPTION

IG227200	IGLAND BL 1200 without mounting brackets for loader
----------	---

### Brackets for tractor

IG500050	SMS hitch
IG500056	Combi HMV and SMS hitch
IG500048	For Avant/Multione
IG500053	Old Alo type 3 hitch
IG500062	Euro hitch (Nordic type)
IG500061	Euro (John Deere) hitch
IG500059	Triangle hitch
IG500063	3-point hitch
IG500044	For Scan frame
IG500067	For JD 400/500
IG500064	For Skid Steer (Bobcat)
IG500054	For JCB
IG500043	For JCB Compact Tool Carrier
IG500046	For S 40 excavator
IG500047	For S 50 excavator





IGLAND DB Dozer blade



IGLAND DOZER BLADE

Effective tool made for stacking timber on loading site, clearing of timber skids or scaling simple tractor roads, all seasons. A variety of attachments for tractors.

TECH. DATA:	DB 180	DB 200
Length/ Height/ Width:	180/ 80/ 25 cm	200/ 80/ 25 cm
Weight:	110 kg	120 kg

PART NR.	DESCRIPTION
IG221031	IGLAND DB 180 1.8 m basic blade without mounting brackets for loader
IG221032	IGLAND DB 200 2.0 m basic blade without mounting brackets for loader



Brackets for tractor	
IG500050	SMS hitch
IG500056	Combi HMV and SMS hitch
IG500048	For Avant/Multione
IG500053	Old Alo type 3 hitch
IG500062	Euro hitch (Nordic type)
IG500061	Euro (John Deere) hitch
IG500059	Triangle hitch
IG500063	3-point hitch
IG500044	For Scan frame
IG500067	For JD 400/500
IG500064	For Skid Steer (Bobcat)
IG500054	For JCB
IG500043	For JCB Compact Tool Carrier
IG500046	For S 40 excavator
IG500047	For S 50 excavator







# IGLAND

## **NEWS! GR 30**

p. 61



Distribué par / Distributed by :

**MTI**  
CANADA

**MTI Canada**

Tél. / tel.: 418 839-4127

Français: 1 866 667-6328

English: 1 866 718-4746

Téléc. / Fax: 1 800 363-7157

[www.mticanada.ca](http://www.mticanada.ca) • [info@mticanada.ca](mailto:info@mticanada.ca)



Igland



@igland.as



Nøsted&



@nøsted\_and

nøsted &